

AUDITOR'S REPORT

We have audited the attached balance sheet of "THE CHRISTIAN MEDICAL ASSOCIATION OF INDIA", Registration No. F-549 (N) as on 31st March 2011 and also the annexed Income and Expenditure Account for the year ended on that date and subject to note B(1) of Schedule "G" forming part of the audit report, we report as under:

- a) The accounts were maintained regularly and in accordance with the provisions of the Bombay Public Trust Act, 1950 and Rules there under.
- b) The receipts and disbursement were regularly shown in the accounts.
- c) The cash balance and vouchers in the custody of Managing Trustee on the date of audit were in agreement with accounts.
- d) All books, deeds, accounts, vouchers or any other documents or records required by us were produced before us.
- e) Register of movable and immovable properties is maintained.
- f) The Managing Trustee and Accountant appeared before us as representatives of the Trust for the audit and furnished the necessary information required by us for the purpose of the audit.
- g) No property or funds of the Trust were applied for any object or purpose other than the object or purpose of the Trust.
- h) Tenders were invited for repairs or construction involving expenditure exceeding Rs.5000/-
- i) There is no amount outstanding except Rs.47,382/- for more than one year. During the year an amount of Rs.2,36,755/- has been written off.
- j) No money of the Trust has been invested contrary to the provisions of Section 35.
- k) No alienation of immovable property contrary to the provisions of section 36 has come to our notice.
- l) No instance of irregular, illegal or improper expenditure, or failure or omission to recover money or other property belonging to the Trust or of loss or waste of money or other property there of was noticed.




.....2.....

OFFICES AT :

- 243, "SHRIKA RESIDENCY" CANAL ROAD, DHARAMPETH, NAGPUR - 440 010.
- BLOCK - E, NEW R.D.A. BUILDING, BOMBAY MARKET, G.E. ROAD, RAIPUR - 492001.
- A-425, SARITA VIHAR, NEW DELHI - 110076.
- 29, KALIANDAS UDYOG BHAWAN, CENTURY BAZAR LANE, PRABHADEVI, MUMBAI - 400025.
- 9, SURYA TOWERS, 3rd FLOOR, NEAR MHATRE BRIDGE, ERANDWANA, PUNE - 411004.

- m) Budget in the form provided by Rule 16 A has been filed.
- n) The maximum and minimum number of Trustees is maintained.
- o) Meetings are held regularly, though not provided specifically in the instrument. Minute book of the proceedings of the meetings is maintained.
- p) No Trustee has any interest in the investment of the Trust.
- q) No Trustee is debtor or creditor of the Trust.
- r) Building belonging to the Trust has been insured.


ABHAY UPADHYE
Partner

Membership No. 049354
FOR & ON BEHALF OF
K. K. MANKESHWAR & CO.
Chartered Accountants
Firm Registration No. 106009W



Place : New Delhi
Dated : 28th June 2011

CHRISTIAN MEDICAL ASSOCIATION OF INDIA				
BALANCE SHEET AS AT 31ST MARCH 2011				
PREV. YEAR	PARTICULARS	SCH	AMOUNT	AMOUNT
	FUNDS AND LIABILITIES:			
199,230,425	Trust Funds	A		207,679,435
	LIABILITIES:			
65,606,446	Grants received in advance	B	40,035,194	
1,106,104	Other Liabilities	C	1,058,246	
400,943	Security deposit		400,943	41,494,383
266,343,918	TOTAL			249,173,818
	PROPERTY AND ASSETS:			
	FIXED ASSETS			
33,821,372	Immovable Property	D	33,821,372	
18,008,106	Movable Property		18,887,520	52,708,892
136,841,414	Investments	A		130,329,331
6,954,458	Current Assets, Loans & Advances	E		9,447,445
63,054,936	Cash and Bank Balances	F		40,232,211
	INCOME & EXPENDITURE ACCOUNT			
7,663,632	Balance as per last year		7,663,632	
	Add: Deficit during the year		10,121,162	
			17,784,794	
	Less: Transferred from funds		1,328,855	16,455,939
	Significant Accounting Policies & Notes	G		
266,343,918	TOTAL			249,173,818

The above balance sheet to the best of our belief contains a true account of the funds and liabilities of the property and assets of the trust.

Abhay Upadhye

ABHAY UPADHYE
 Partner
 M. No. 049354
 FOR & ON BEHALF OF
K. K. MANKESHWAR & CO.
 Chartered Accountants
 Firm Registration No. 106009W



AS PER OUR REPORT OF EVEN DATE

Vijaykumar Aruldass

DR. VIJAYKUMAR ARULDAS
 General Secretary
 FOR & ON BEHALF OF
 CHRISTIAN MEDICAL ASSOCIATION OF INDIA

Place : New Delhi
 Dated: 28th June 2011

SCHEDULE 'A'

SCHEDULE OF FUNDS AND INVESTMENTS AS ON 31.03.2011

Particulars	F U N D S				I N V E S T M E N T S		
	Op. Balance 01-04-2010 2	Addition during the year		Cl. Balance 31-03-2011 5 (2+3+4)	Op. Balance 01-04-2010 6	Addition during the year 7	Cl. Balance 31-03-2011 8 (6+7)
		Income 3	Interest 4				
A. GENERAL FUNDS							
Trust Funds	51,829,478	879,413	-	52,708,891	-	-	-
General Endowment	56,726,751	-	-	56,726,751	47,028,932	(17,075,419)	29,953,513
Capital Fund	40,636,135	1,546,506	2,751,366	44,934,007	37,560,000	7,157,000	44,717,000
Gratuity Fund	-	330,227	-	330,227	-	-	-
Development Fund	2,361,639	-	159,411	2,521,050	2,361,000	160,000	2,521,000
Total (A)	151,554,003	2,756,146	2,910,777	157,220,926	86,949,932	(9,758,419)	77,191,513
B. H. R. D.							
Doctors	1,158,901	-	-	1,158,901	1,158,000	-	1,158,000
Nurses	1,147,068	-	-	1,147,068	1,147,000	-	1,147,000
Administrators	1,203,747	-	-	1,203,747	1,203,000	-	1,203,000
Allied Health Professional	1,585,857	-	-	1,585,857	1,585,000	-	1,585,000
Chaplains	839,119	-	-	839,119	839,000	-	839,000
Total (B)	5,934,692	-	-	5,934,692	5,932,000	-	5,932,000
C. MEMBERSHIP							
Doctors	1,911,247	137,100	-	2,048,347	1,911,000	137,000	2,048,000
Nurses	3,801,663	229,175	-	4,030,838	3,801,000	229,000	4,030,000
Administrators	374,788	18,000	-	392,788	374,000	18,000	392,000
Allied Health Professional	591,069	54,000	-	645,069	591,000	(246,000)	345,000
Chaplains	451,227	28,000	-	479,227	451,000	28,000	479,000
Institutional (Permanent)	1,308,635	-	-	1,308,635	1,308,000	-	1,308,000
Total (C)	8,438,629	466,275	-	8,904,904	8,436,000	166,000	8,602,000



D. EDUCATION AND TRAINING									
Central Education Board	770,979	-	52,041	823,020	770,000	53,000	823,000		
Alice Zachariah Memorial	438,130	-	29,574	467,704	438,000	29,000	467,000		
Gillian Fair Bank	631,209	10,500	42,607	684,316	141,000	543,000	684,000		
Nurses Scholarship	141,076	-	9,523	150,599	130,000	20,000	150,000		
A.H.P Silver Jubilee	1,069,461	-	72,189	1,141,650	1,069,000	72,000	1,141,000		
M.I.B.E (G.S.N.)	448,808	(448,808)	-	-	448,808	(448,808)	-		
Mid India Board of Examiner	10,440,737	408,000	704,750	11,553,487	10,440,017	1,112,883	11,552,900		
Board of Nursing Education	11,466,429	4,000	773,984	12,244,413	11,466,000	778,000	12,244,000		
Lab. Training Committee	517,808	-	34,952	552,760	517,000	35,000	552,000		
Health Education Materials	2,467,463	-	-	2,467,463	2,467,000	-	2,467,000		
Ms. A. Cherian's Prize Money	120,830	(2,000)	8,156	126,986	120,000	6,000	126,000		
August India Scholarship	422,858	-	28,543	451,401	422,000	29,000	451,000		
Newdoerffer Memorial Fund	851,511	(30,900)	57,477	878,088	851,000	27,000	878,000		
Ms M. Sigamani Scholarship	314,819	-	21,250	336,069	314,000	22,000	336,000		
Training Committees	3,200,983	508,558	31,416	3,740,957	5,929,657	802,261	6,731,918		
Total (D)	33,303,101	449,350	1,866,462	35,618,913	35,523,482	3,080,336	38,603,818		
GRAND TOTAL (A+B+C+D)	199,230,425	3,671,771	4,777,239	207,679,435	136,841,414	(6,512,083)	130,329,331		



SCHEDULE 'B'

SCHEDULE OF GRANTS RECEIVED AND UTILISED DURING THE YEAR 2010-2011

Donor Agency	Balance as on 01.04.2010	Received during the year	Total as on 31.03.2011	Utilized during the year	Balance as on 31.03.2011
A. Foreign Grants					
Bread for the World	-	5,823,000	5,823,000	3,859,323	1,963,677
EED	(921,948)	5,961,250	5,039,302	5,681,000	(641,698)
L W R	(404,887)	-	(404,887)	-	(404,887)
Presbyterian Church U S A	952,151	-	952,151	460,855	491,296
Tearfund UK	674,854	2,640,198	3,315,052	2,364,987	950,065
Family Health International	43,551	-	43,551	-	43,551
Ecumenical Scholarship Prog.	31,205	-	31,205	31,205	-
Others	11,085,147	6,720,018	17,805,165	3,297,816	14,507,349
Gujarat Earthquake Relief	1,063,615	-	1,063,615	-	1,063,615
Tsunami Relief	205,389	-	205,389	55,555	149,834
Bihar Flood Relief	2,875,340	-	2,875,340	977,234	1,898,106
Bill & Melinda Gates Found.	47,642,080	-	47,642,080	34,457,663	13,184,417
Total A	63,246,497	21,144,466	84,390,963	51,185,638	33,205,325
B. Bank Interest	1,751,464	2,877,545	4,629,009	756,057	3,872,952
C. Local Grants					
Gujarat Earthquake Relief	184,541	-	184,541	-	184,541
Tsunami Relief	36,959	-	36,959	36,959	-
Palliative Medicine Fellowship	386,986	304,000	690,986	68,033	622,953
Global Fund TB Project	-	5,459,755	5,459,755	3,310,332	2,149,423
Global Fund TB Project - Interest	-	29,940	29,940	29,940	-
Total C	608,486	5,793,695	6,402,181	3,445,264	2,956,917
GRAND TOTAL (A+B+C)	65,606,447	29,815,706	95,422,153	55,386,959	40,035,194



SCHEDULE - 'C'
Schedule of Other Liabilities as on 31.03.2011

S.No	Prev. Year	Particulars	Amount
1	300,000	Telemedicine Project	300,000
2	53,056	WHO Project	-
3	-	HelpAge India	308,553
4	743,048	Other Liabilities (GSN)	449,693
5	10,000	Other Liabilities (MRTTC)	-
	1,106,104	TOTAL	1,058,246



SCHEDULE "D"
SCHEDULE OF FIXED ASSETS AS ON 31.3.2011

Particulars	Opening Balance as on 01.04.2010	Additions during the year	Sales / Written off during the year	Total as on 31.03.2011	Rate	Depreciation for the year transferred to Capital Fund
<u>Immovable Property: (A)</u>						
Building	30,036,038	-	-	30,036,038	2%	600,721
G. S. Residence	2,653,285	-	-	2,653,285	2%	53,066
<u>Training Committees:</u>						
Building	1,021,374	-	-	1,021,374	2%	20,427
Well	110,675	-	-	110,675	2%	2,214
Total (A)	33,821,372	-	-	33,821,372		676,428
<u>Movable Property: (B)</u>						
<u>Equipments: (B-1)</u>						
Training Team Equipments	10,532	-	-	10,532	10%	1,053
Audio Visual	28,140	-	-	28,140	10%	2,814
Projector / Micro Phone	22,459	-	-	22,459	10%	2,246
Computers	6,719,391	360,190	-	7,079,581	10%	691,856
Overhead Projector	13,500	-	-	13,500	10%	1,350
Library Equipments	101,805	-	-	101,805	10%	10,180
<u>Training Committees:</u>						
Computers	671,355	42,000	-	713,355	10%	69,861
Equipments	276,054	46,536	-	322,590	10%	29,932
<u>Global Fund - TB Project</u>						
Computers	-	99,750	-	99,750	10%	4,988
Total (B-1)	7,843,236	548,476	-	8,391,712		814,280
<u>Vehicles: (B-2)</u>						
Vehicles	1,012,510	1,072,801	874,480	1,210,831	10%	164,444
Total (B-2)	1,012,510	1,072,801	874,480	1,210,831		164,444



Particulars	Opening Balance as on 01.04.2010	Additions during the year	Sales / Written off during the year	Total as on 31.03.2011	Rate	Depreciation for the year transferred to Capital Fund
Furniture, Fixture & Office Equipments: (B-3)						
Furniture & Fixture	3,149,367	49,205	-	3,198,572	5%	158,835
E.P.A.B.X	371,544	117,395	371,544	117,395	10%	11,740
Generator	347,231	-	-	347,231	10%	34,723
Office Equipments	2,317,303	144,667	-	2,461,970	10%	241,304
Franking Machine	71,120	-	-	71,120	10%	7,112
Fax	94,780	-	-	94,780	10%	9,478
Coolers/Fans	165,943	21,120	-	187,063	10%	18,250
Water Coolers	38,533	-	-	38,533	10%	3,853
Air Conditioners	1,651,001	68,900	-	1,719,901	10%	168,545
Intercoms	73,529	-	-	73,529	10%	7,353
Library	101,445	-	-	101,445	10%	10,145
Refrigerators	22,424	15,800	-	38,224	10%	3,822
Mid India Board of Examiner	172,002	-	-	172,002	5%	8,600
South India Board of Nursing Education	35,402	-	-	35,402	5%	1,770
Training Committees						
Furniture	455,728	23,873	-	479,601	5%	23,980
Library Books	85,008	24,772	-	109,780	10%	10,978
Global Fund - TB Project						
Furniture & Fixture	-	38,428	-	38,428	5%	961
Total (B-3)	9,152,361	504,160	371,544	9,284,977		721,449
Total Movable Property	18,008,106	2,125,437	1,246,024	18,887,520		1,700,173
Grand Total	51,829,478	2,125,437	1,246,024	52,708,892		2,376,601



Schedule " E "

Schedule of Current Assets, Loans and Advances as on 31.03.2011

S.No	Prev. Year	Particulars	Schedule	Amount
1	327,631	Tax deducted at source 2007-2008		327,631
2	287,573	Tax deducted at source 2008-2009		151,013
3	16,013	Tax deducted at source 2009-2010		16,013
4	-	Tax deducted at source 2010-2011		302,611
5	183,326	Financial Assistance to Mission Hopsitals	E (I)	33,332
6	,5,248,600	Security Deposits	E (II)	5,338,250
7	131,573	Festival Advance	E (III)	141,321
8	7,500	House Hold Assets Advance	E (IV)	38,000
9	400,930	Staff Advance	E (V)	821,974
10	351,312	Other Advance	E (VI)	2,277,300
	6,954,458	Total		9,447,445



Annexure - E (I)

List of Financial Assistance to Mission Hospitals as on 31.03.2011

S.No	Prev. Year	Name	Amount
1	83,330	C S I Hospital, Erode	-
2	33,332	Sukri Mission Hospital	33,332
3	66,664	St. Mary's Hospital	-
	183,326	Total	33,332

Annexure - E (II)

List of Security Deposits as on 31.03.2011

S.No	Prev. Year	Name	Amount
1	132,000	Mure Memorial Hospital, Nagpur	132,000
2	5,500	Essar Cell Phone	5,500
3	29,700	Pradipta Kumar Dash	29,700
4	9,000	Annapurna Niwas, Purnea	9,000
5	12,000	Annamma George	12,000
6	5,000	YWCA of Delhi	5,000
7	7,500	Rakesh Kumar	7,500
8	1,000	Bharati Infotel Ltd.	1,000
9	30,000	Sudeshna Raychaudhuri	30,000
10	15,000	Pioneer Systems Corporation	15,000
11	-	Ramesh Chandra	27,000
12	5,000,000	I G N O U	5,000,000
13	-	BSNL (Shillong)	2,650
14	1,900	Security Deposit - GSN	1,900
15	-	Freddie Alfred Wallang - Shiilong	60,000
	5,248,600	Total	5,338,250



Annexure - E (III)
List of Festival Advance as on 31.03.2011

S.No	Prev. Year	Name	Amount
1	10,900	Abhijeet Sangma	11,300
2	5,678	Alex P. John	-
3	2,814	Anupma David	2,971
4	2,721	Asha Lal	2,830
5	1,907	Babu V.A.	3,175
6	-	Babykutty Ninan	12,500
7	-	Chandrasekharan S.	5,564
8	6,157	Christina Kumudini	6,375
9	6,907	Elsy Thomas	7,157
10	5,564	Indira Kurapati	5,814
11	6,211	Kanta David	6,375
12	1,192	Kundan Singh	-
13	-	M. Chellammal	3,500
14	14,000	Manohar Masih	12,942
15	6,375	Mercy Jose	-
16	2,548	Rajesh Lal	-
17	5,721	Rebecca Benjamin	-
18	5,939	Ruby Joseph	6,157
19	11,125	S.J. Bernard	11,500
20	-	S.K. Das	9,375
21	1,149	S.K. Joshi	2,971
22	6,157	Samuel V.J.	6,375
23	2,391	Saraswati Devaraj	2,812
24	14,125	Sharath C. David	14,564
25	6,814	Susamma Mathew	7,064
26	5,178	Wilson Masih	-
	131,573	Total	141,321



Annexure - E (IV)
List of House Hold Assets Advance as on 31.03.2011

S.No	Prev. Year	Name	Amount
1	-	Abhijeet Sangma	6,000
2	3,500	Anupma David	4,500
3	-	Asha Lal	3,000
4	-	Indira Sharma	500
5	3,500	Kanta David	6,000
6	-	Manohar Masih	4,000
7	500	Rajesh Lal	3,000
8	-	Ranganathan M.	500
9	-	Ravi Sharma	4,500
10	-	Thapa	6,000
	7,500	Total	38,000



Annexure - E (V)
List of Staff Advances as on 31.03.2011

S.No	Prev. Year	Name	Amount
1	1,472	A.P. Berry	17,543
2	-	Abhijeet Sangma	8,400
3	-	Alyssa L. Pachuau	3,748
4	7,758	Anil Tharayath Varghese	-
5	1,333	Babykutty Ninan	19,826
6	95,577	Chandrashekhār	261,276
7	-	Evangeline R. Dutta	5,900
8	-	Iaikynmawlang L. Buam	7,000
9	-	Ibasaralyne Thabah Synthiang	7,390
10	69,050	Indira Kurapati	10,000
11	-	Jacob Bernard	30,748
12	-	Jancy Johnson	4,980
13	10,009	Job Jayaraj	7,409
14	12,673	Joe Varghese	-
15	-	John Thomas	8,631
16	-	Justin Jebakumar	20,000
17	-	Manoranjan Nayak	22,000
18	-	Mercy Jose	4,455
19	52,797	Mrutyunjaya Nayak	4,065
20	-	Pamrichan Ragui	19,650
21	11,420	Rajesh Lal	5,000
22	-	Rebecca Benjamin	5,000
23	80,909	Ronald Lalthanmawia	323,180
24	3,670	S. Paulraj	-
25	-	Samuel V.J.	6,936
26	-	Shaji John	5,664
27	20,000	Stephen Victor	569
28	10,000	Susamma Mathew	12,500
29	2,811	Thomas Ninan	-
30	5,340	Vijaykumar Aruldas	-
31	16,111	Yuhanna Pradhan	104
	400,930	Total	821,974



Annexure - E (VI)
List of Other Advances as on 31.03.2011

S.No	Prev. Year	Name	Amount
1	10,000	Anesthesia Technology Training Committee	10,000
2	10,911	Travel Advance	13,256
3	8,500	Kar Pe Diem	8,500
4	2,885	Mr. Prince David	-
5	40,990	CSI Hospital, Erode	-
6	68,462	Dr. Vinod Kumar M Shah	133,359
7	79,458	Post Master N.I.E, New Delhi	8,189
8	10,000	CMAI -EPTTC	10,000
9	20,150	Nagpur Account	-
10	-	Kavita Pole - Bangalore	35,750
11	6,000	Advance to Staff (Nagpur) - Bipin Kumar	6,000
12	14,050	Faith & Healing Cell	-
13	4,623	Lab Training Committee	-
14	6,948	F P I A	-
15	8,721	Fellowship in Palliative Medicine	70,688
16	1,000	C C Avenue	1,000
17	-	ICSA Jivana Jyoti	8,000
18	-	ASHA Nivas	25,000
19	-	Hindustan Bible Institute & College	13,000
20	-	CSI - Diocese of Madras	100,000
21	-	CSI - Diocese of Madras Lite	100,000
22	-	Dhyana Ashram	10,000
23	-	Interiors & Home Solutions (Bangalore)	964,000
24	-	Exinosis Tech. P Ltd.	100,000
25	-	Johny Catering Services	10,000
26	-	P.R.Control Account - Union	156,525
27	45,540	Other Advances (GSN Indore)	407,017
28	1,073	Other Advances (MRTC)	3,185
29	11,000	Other Advances (LTC)	-
30	1,000	Rent Advance (CAMS)	1,000
31	-	Advance to Training Committees	82,831
	351,311	Total	2,277,300



Schedule "F"

Schedule of Cash & Bank Balances

S.No	Prev. Year	Particulars	Amount
1	131,407	Cash in Hand (as per list)	53,953
		<u>Bank Balances</u>	
2	1,029,348	With Syndicate Bank, Delhi, A/c 90542010013068 (FC)	1,510,607
3	31,072	With Syndicate Bank, Bangalore A/c 04482010012720	1,432
4	13,999	With Syndicate Bank, Ranchi A/c 752022017630	14,493
5	160,008	With Syndicate Bank, Bhubaneshwar A/c 80072010034550	32,601
6	500	With Syndicate Bank, Bhopal	500
7	1,524	With Syndicate Bank, Guwahati A/c 73302010035196	1,578
8	55,700,000	Short Term Deposit - Syndicate Bank	28,200,000
9	752,325	With Indian Bank, Delhi, 424514710 (LC)	3,988,409
10	879,218	With Indian Bank, Delhi 424514448 (LC)	136,061
11	326,496	With Syndicate Bank, Delhi, A/c 90542010013203 (LC)	84,917
2	-	With Syndicate Bank, Delhi, A/c 90542010017050 (Gratuity)	331,284
13	10,730	With Syndicate Bank, Delhi, A/c 90542010059243 (Superannuation)	11,709
14	20,429	With Syndicate Bank, Nagpur, A/c 52572016480	21,151
15	54,193	With ICICI Bank, Delhi, A/c 008701032474	56,547
16	663,770	With State Bank of India, A/c 30168169837, Delhi	265,409
17	-	With State Bank of India, A/c 31691344670, Delhi	1,000
18	-	With State Bank of India, A/c 31261415702, Delhi (GF-TB)	1,905,858
19	1,012	With Syndicate Bank, Bangalore, A/c 04482010087583 (LC)	63,320
20	76,091	With State Bank of India, Nagpur, A/c 11172272046 (MIBE) (CMAI)	138,728
21	333,746	With State Bank of India, Nagpur, A/c 11172272499 (MIBE)	696,064
22	101,655	With Syndicate Bank, Bangalore, A/c 04482010014444 (BNESIB) (CMAI)	11,107
23	362,664	With Syndicate Bank, Bangalore, A/c 04482010014091 (BNESIB)	530,665
24	26,950	With State Bank of India, Vellore, A/c 10507877776 (CAMS) (CMAI)	30,494
25	199,820	With State Bank of Travancore, Vellore, A/c 57008066245 (LTC)	313,231
26	697,557	With South Indian Bank, Vellore, A/c 0131053000035102 (LTC)	645,237
7	152,611	With Central Bank of India, Vellore, A/c 1465115121 (MRTTC)	281,496
28	95,829	With Indian Overseas Bank, A/c 5640 (MRTC)	111,950
29	567,760	With State Bank of Travancore, A/c 57025103165 (ATTC)	548,552
30	106,876	With State Bank of India, A/c 10214005151 (OTTC)	154,942
31	18,682	With Federal Bank, A/c 13760100022213 (CATTC)	19,342
32	11,484	With State Bank of Indore A/c no. 53014344375, Indore (MIBE-GSN) (FC)	12,292
33	207,069	With State Bank of Indore A/c no. 53014344353, Indore (MIBE-GSN)	34,916
34	7,925	With State Bank of Indore A/c no. 53014344397, Indore (MIBE-GSN)	-
35	1,326	With State Bank of Indore A/c no. 53014370042, Indore (MIBE-GSN)	-
36	288,257	With State Bank of Indore A/c no. 53014344386, Indore (MIBE-GSN)	22,367
37	13,784	With State Bank of India, Indore. A/c 10612352738 (MIBE-GSN)	-
38	8,821	With State Bank of Bikaner & Jaipur, Indore, A/c 51030956277 (MIBE-GSN)	-
	63,054,936	Total	40,232,211



List of Cash in Hand

S.No	Prev. Year	Particulars	Amount
1	550	At Delhi Office	17,383
2	9,930	At Bangalore Office	7,352
3	2,671	At Nagpur with MIBE	11,988
4	258	At Bangalore with BNESIB	900
5	-	At Nagpur with MIBE (LOCAL)	1,639
6	7,614	At Vellore with LTC	2,007
7	1,387	At Vellore with MRTTC	365
8	692	With MRTC	1,826
9	1,288	With OTTC	1,288
10	3,915	With CATTC	389
11	103,102	At Indore with MIBE-GSN	8,816
	131,407	Total	53,953



CHRISTIAN MEDICAL ASSOCIATION OF INDIA

SCHEDULE "G" : ACCOUNTING POLICIES AND NOTES FORMING PART OF THE
ACCOUNTS AS AT 31st MARCH 2011.

A) SIGNIFICANT ACCOUNTING POLICIES

1) Fixed Assets:-

Fixed Assets are stated at their Original Cost of acquisition including incidental expenses related to acquisition and installation.

2) Depreciation:-

Depreciation on Fixed Assets is provided at the rates as decided by the Management.

3) Investments:-

Investments are stated at cost.

4) Income from Investments:-

Income from Investments against earmarked funds or on other fixed deposit is accounted for as and when received

5) Revenue Recognition:-


All foreign grants and other grants received during the year are credited to general grants account at the time of receipt and income in respect of such grants received is recognized to the extent of expenditure during the year. All other incomes are recognized on receipt basis and expenses are recognized when paid rather than when the obligation is incurred.

6) Retirement Benefits:-

- a.) Encashment of leave standing to the credit of the employees are paid when the employee retires or leaves the Organization.
- b.) Gratuity: The Trust has formed a separate gratuity fund and contributions @ 5% of Basic and DA is made to the fund.
- c.) Superannuation Plan: The Trust has taken a policy from the Life Insurance Corporation of India (LIC) for the superannuation benefits of its employees who are eligible as per the scheme and necessary contribution for the liability on this account is made as per the Scheme of LIC.
- d.) Provident Fund: Contributions of Employees and Employer are paid to Regional Provident Fund Commissioner as per the provisions of The Employees Provident Funds & Miscellaneous Provisions Act, 1952.

B) NOTES TO ACCOUNTS:-

- 1) Accounts of the following committees which have been audited by other Auditors have been incorporated in the financial statements:
 - a) Ophthalmic Technologist Training Committee
- 2) Previous year figures have been regrouped / re-arranged wherever necessary.



ABHAY UPADHYE
Partner

Membership No. 049354

FOR & ON BEHALF OF

K. K. MANKESHWAR & CO.

Chartered Accountants

Firm Registration No. 106009W





DR. VIJAYKUMAR ARULDAS

General Secretary

FOR & ON BEHALF OF

CHRISTIAN MEDICAL ASSOCIATION OF INDIA


Place : New Delhi

Dated : 28th June 2011

CHRISTIAN MEDICAL ASSOCIATION OF INDIA
INCOME AND EXPENDITURE ACCOUNT FOR THE YEAR ENDED 31ST MARCH 2011


PREV. YEAR	PARTICULARS	SCH	AMOUNT	AMOUNT
	Income			
	Foreign Grants			
19,630,805	General		15,695,186	
4,459,157	Tsunami Relief		55,555	
1,719,442	Bihar Flood Relief		977,234	
16,819,612	Bill & Melinda Gates Foundation		34,457,663	51,185,638
	Local Contributions			
12,428,441	General Donations		12,378,490	
1,038,630	Donation - Human Resource Development		982,850	
3,402,840	Workshop & Seminar		3,778,548	
	Global Fund TB Project		3,310,332	20,450,220
	Other Income			
534,550	Membership fees		466,275	
10,185	Journal Subscription		6,470	
962,262	Rent		962,262	1,435,007
547,835	Other Receipts	1		1,256,195
7,033,321	Interest from Bank			
	On Investment and Fixed Deposits		11,604,526	
	On Saving Bank Account		500,833	
			12,105,359	
	Less: Transferred to designated funds			4,777,238
	Transferred to grants received in advance (Bill & Melinda Gates Foundation)			2,121,488
			6,898,726	5,206,633
6,831,503	Deficit for the year			10,121,162
75,418,583	TOTAL			89,654,855
	Expenditure			
72,110,964	Amount spent on the objects of the trust	2		84,223,359
-	Amounts written off			236,755
237,958	Loss on sale of assets			226,428
2,233,355	Depreciation			2,376,601
	Amount transferred to:			
281,597	General Fund Account		2,125,437	
534,550	Membership Fund Account		466,275	
20,159	Education & Training Fund Account		-	2,591,712
75,418,583				89,654,855

AS PER OUR REPORT OF EVEN DATE


ABHAY UPADHYE

Partner
 M. No. 049354
 FOR & ON BEHALF OF
K. K. MANKESHWAR & CO.
 Chartered Accountants
 Firm Registration No. 106009W





DR. VIJAYKUMAR ARULDAS
 General Secretary
 FOR & ON BEHALF OF
 CHRISTIAN MEDICAL ASSOCIATION OF INDIA

Place : New Delhi
 Dated: 28th June 2011

SCHEDULE -1

Other Receipts

Prev. Year	Particulars	Amount
313,427	Tsunami	36,959
150,390	Palliative Fellowship	68,033
84,018	WHO	53,056
-	Helpage India	1,098,147
547,835	Total	1,256,195

SCHEDULE -2

Amount spent on the objects of the trust 2010-11

Prev. Year	Particulars	Amount
10,070,120	Community Health Activities	8,959,680
17,073,085	Training Programmes	17,666,579
2,670,407	Regional & Membership development	2,449,166
3,466,905	Advocacy & Networking	4,248,928
5,695,414	General Administration	4,912,033
1,232,477	Microproject assistance	1,019,398
477,549	Substance abuse	306,690
4,667,495	AIDS Awareness Activities	2,371,240
3,478,578	Health Education literature	3,457,555
4,767,366	Tsunami Relief Expenses	92,514
1,856,826	Bihar Flood Relief Expenses	1,079,819
16,654,742	Bill & Melinda Gates Project	34,457,663
-	Global Fund TB Project	3,202,094
72,110,964	Total	84,223,359

