

AUDITOR'S REPORT

We have audited the attached balance sheet of "THE CHRISTIAN MEDICAL ASSOCIATION OF INDIA", Registration No. F-549 (N) as on 31st March 2012 and also the annexed Income and Expenditure Account for the year ended on that date and subject to note B(1) of Schedule "G" forming part of the audit report, we report as under:

- a) The accounts were maintained regularly and in accordance with the provisions of the Bombay Public Trust Act, 1950 and Rules there under.
- b) The receipts and disbursement were regularly shown in the accounts.
- c) The cash balance and vouchers in the custody of Managing Trustee on the date of audit were in agreement with accounts.
- d) All books, deeds, accounts, vouchers or any other documents or records required by us were produced before us.
- e) Register of movable and immovable properties is maintained.
- f) The Managing Trustee and Accountant appeared before us as representatives of the Trust for the audit and furnished the necessary information required by us for the purpose of the audit.
- g) No property or funds of the Trust were applied for any object or purpose other than the object or purpose of the Trust.
- h) Tenders were invited for repairs or construction involving expenditure exceeding Rs.5000/-
- i) There is no amount outstanding except Rs.47, 832/- for more than one year. During the year an amount of Rs 3, 61,336/- has been written off.
- j) No money of the Trust has been invested contrary to the provisions of Section 35.
- k) No alienation of immovable property contrary to the provisions of section 36 has come to our notice.
- l) No instance of irregular, illegal or improper expenditure, or failure or omission to recover money or other property belonging to the Trust or of loss or waste of money or other property there of was noticed.



OFFICES AT :

- 243, "SHRIKA RESIDENCY" CANAL ROAD, DHARAMPETH, **NAGPUR** - 440 010.
- BLOCK - E, NEW R.D.A. BUILDING, BOMBAY MARKET, G.E. ROAD, **RAIPUR** - 492001.
- A-425, SARITA VIHAR, **NEW DELHI** - 110076.
- 29, KALIANDAS UDYOG BHAWAN, CENTURY BAZAR LANE, PRABHADEVI, **MUMBAI** - 400025.
- 9, SURYA TOWERS, 3rd FLOOR, NEAR MHATRE BRIDGE, ERANDWANA, **PUNE** - 411004.

- m) Budget in the form provided by Rule 16 A has been filed.
- n) The maximum and minimum number of Trustees is maintained.
- o) Meetings are held regularly, though not provided specifically in the instrument. Minute book of the proceedings of the meetings is maintained.
- p) No Trustee has any interest in the investment of the Trust.
- q) No Trustee is debtor or creditor of the Trust.
- r) Building belonging to the Trust has been insured.

Abhay Upadhye

ABHAY UPADHYE

Partner

Membership No. 049354

FOR & ON BEHALF OF

K. K. MANKESHWAR & CO.

Chartered Accountants

Firm Registration No. 106009W



Place : New Delhi

Dated : 27th June 2012

**CHRISTIAN MEDICAL ASSOCIATION OF INDIA
 BALANCE SHEET AS AT 31ST MARCH 2012**

Prev. Year	Particulars	Sch.	Amount (₹)	Amount (₹)
207,679,435	<u>FUNDS & LIABILITIES:</u> Trust Funds	A		223,057,577
39,773,577	<u>LIABILITIES</u> Grants received in advance	B	23,894,886	
1,681,199	Other Liabilities	C	4,749,543	
400,943	Security Deposit		400,943	29,045,372
249,535,154	TOTAL			252,102,949
	<u>PROPERTY AND ASSETS:</u> <u>FIXED ASSETS</u>	D		
33,821,372	Immovable Property		46,804,172	
18,887,519	Movable Property		21,538,767	68,342,939
130,329,331	Investments	A		130,669,299
9,808,781	Current Assets, Loans & Advances	E		8,403,606
40,232,212	Cash and Bank Balances	F		22,477,440
	<u>Income and Expenditure Account</u>			
16,455,939	Balance as per last year		16,455,939	
	Add: Deficit during the year		6,293,901	
			22,749,840	
	Less: Transferred from Trust Fund		540,175	22,209,665
	Significant Accounting Policies & Notes	G		
249,535,154	TOTAL			252,102,949

AS PER OUR REPORT OF EVEN DATE



ABHAY UPADHYE
 Partner
 M. No. 049354
 FOR & ON BEHALF OF
K. K. MANKESHWAR & CO.
 Chartered Accountants
 Firm Registration No. 106009W





BABYKUTTY NINAN
 Finance Manager



DR. VIJAYKUMAR ARULDAS
 General Secretary

FOR & ON BEHALF OF
CHRISTIAN MEDICAL ASSOCIATION OF INDIA

Place : New Delhi
 Dated : 27th June 2012

SCHEDULE 'A'
SCHEDULE OF FUNDS AND INVESTMENTS AS ON 31.03.2012

Particulars	F U N D S				I N V E S T M E N T S		
	Op. Balance 01-04-2011	Addition during the year		Cl. Balance 31-03-2012	Op. Balance 01-04-2011	Addition during the year	Cl. Balance 31-03-2012
		Income	Interest				
1	2	3	4	5 (2+3+4)	6	7	8 (6+7)
<u>A. GENERAL FUNDS</u>							
Trust Funds	52,708,891	15,634,048	-	68,342,939			-
General Endowment	56,726,751	-	-	56,726,751	29,953,513	(11,224,261)	18,729,252
Capital Fund	44,934,007	2,372,634	4,385,559	51,692,200	44,717,000	16,975,000	61,692,000
Gratuity Fund	330,227	914,407	32,230	1,276,864	-	1,276,000	1,276,000
Development Fund	2,521,050	682,212	246,055	3,449,317	2,521,000	928,000	3,449,000
Total (A)	157,220,926	19,603,301	4,663,844	181,488,071	77,191,513	7,954,739	85,146,252
<u>B. H. R. D.</u>							
Doctors	1,158,901	-	-	1,158,901	1,158,000	-	1,158,000
Nurses	1,147,068	-	-	1,147,068	1,147,000	-	1,147,000
Administrators	1,203,747	-	-	1,203,747	1,203,000	-	1,203,000
Allied Health Professional	1,585,857	-	-	1,585,857	1,585,000	-	1,585,000
Chaplains	839,119	-	-	839,119	839,000	-	839,000
Total (B)	5,934,692	-	-	5,934,692	5,932,000	-	5,932,000
<u>C. MEMBERSHIP</u>							
Doctors	2,048,347	60,900	-	2,109,247	2,048,000	61,000	2,109,000
Nurses	4,030,838	431,700	-	4,462,538	4,030,000	432,000	4,462,000
Administrators	392,788	36,500	-	429,288	392,000	37,000	429,000
Allied Health Professional	645,069	50,000	-	695,069	345,000	350,000	695,000
Chaplains	479,227	21,700	-	500,927	479,000	21,000	500,000
Institutional (Permanent)	1,308,635	-	-	1,308,635	1,308,000	-	1,308,000
Total (C)	8,904,904	600,800	-	9,505,704	8,602,000	901,000	9,503,000



Particulars	F U N D S				I N V E S T M E N T S		
	Op. Balance 01-04-2011	Addition during the year		Cl. Balance 31-03-2012	Op. Balance 01-04-2011	Addition during the year	Cl. Balance 31-03-2012
		Income	Interest				
1	2	3	4	5 (2+3+4)	6	7	8 (6+7)
<u>D. EDUCATION AND TRAINING</u>							
Central Education Board	823,020		80,327	903,347	823,000	80,000	903,000
Alice Zachariah Memorial	467,704		45,648	513,352	467,000	46,000	513,000
Gillian Fair Bank	684,316	(20,440)	66,789	730,665	684,000	46,000	730,000
Nurses Scholarship	150,599		14,699	165,298	150,000	15,000	165,000
A.H.P Silver Jubilee	1,141,650		111,425	1,253,075	1,141,000	112,000	1,253,000
Mid India Board of Examiner	11,553,487	474,000	1,111,566	13,139,053	11,552,900	1,585,668	13,138,568
Board of Nursing Education	12,244,413	(12,128,203)	315,563	431,773	12,244,000	(11,813,000)	431,000
Lab. Training Committee	552,760	-	53,949	606,709	552,000	54,000	606,000
Health Education Materials	2,467,463	-	-	2,467,463	2,467,000	-	2,467,000
Ms. A. Cherian's Prize Money	126,986	0	12,394	139,380	126,000	13,000	139,000
August India Scholarship	451,401	(12,000)	44,057	483,458	451,000	32,000	483,000
Newdoerffer Memorial Fund	878,088	44,340	85,701	1,008,129	878,000	130,000	1,008,000
Ms M. Sigamani Scholarship	336,069	12,550	32,800	381,419	336,000	45,000	381,000
Centenary Teachers Award	-	100,000		100,000	-	100,000	100,000
Training Committees	3,740,957	65,032		3,805,989	6,731,918	1,038,561	7,770,479
Total (D)	35,618,913	(11,464,721)	1,974,918	26,129,110	38,603,818	(8,515,771)	30,088,047
GRAND TOTAL (A+B+C+D)	207,679,435	8,739,380	6,638,762	223,057,577	130,329,331	339,968	130,669,299



SCHEDULE 'B'

SCHEDULE OF GRANTS RECEIVED AND UTILISED DURING THE YEAR 2011-2012

Donor Agency	Balance as on 01.04.2011	Received during the year	Total as on 31.03.2012	Utilized during the year	Balance as on 31.03.2012
A. Foreign Grants					
Bread for the World	1,963,677	3,656,000	5,619,677	5,176,546	443,131
EED	(641,698)	7,550,300	6,908,602	9,119,230	(2,210,628)
L W R	-	6,028,619	6,028,619	3,944,672	2,083,947
Presbyterian Church U S A	491,296	-	491,296	491,296	-
Tearfund UK	950,065	2,797,753	3,747,818	2,752,400	995,418
Ecumenical Scholarship Prog.	88,357	-	88,357	-	88,357
ICMDA	633,368	4,022,576	4,655,944	3,134,290	1,521,654
Others	13,785,624	3,800,511	17,586,135	5,027,571	12,558,564
Gujarat Earthquake Relief	1,063,615	-	1,063,615	-	1,063,615
Tsunami Relief	149,834	-	149,834	-	149,834
Bihar Flood Relief	1,898,106	-	1,898,106	389,813	1,508,293
Bill & Melinda Gates Fund	13,184,417	10,044,000	23,228,417	24,608,958	(1,380,541)
Total A	33,566,661	37,899,759	71,466,420	54,644,776	16,821,644
B. Bank Interest	3,872,952	1,763,713	5,636,665	5,636,665	-
C. Local Grants					
Gujarat Earthquake Relief	184,541	-	184,541	184,541	-
Global Fund TB Project	2,149,423	10,548,461	12,697,884	12,058,245	639,639
Global Fund TB Project - Interest		107,572	107,572	107,572	-
Global Fund Malaria Project	-	20,859,915	20,859,915	14,426,312	6,433,603
Global Fund Malaria Project - Interest		176,457	176,457	176,457	-
Total C	2,333,964	31,692,405	34,026,369	26,953,127	7,073,242
GRAND TOTAL (A+B+C)	39,773,577	71,355,877	111,129,454	87,234,568	23,894,886



SCHEDULE - 'C'
Schedule of Current Liabilities as on 31.03.2012

S.No.	Prev. Year	Particulars	Amount (₹)
1	300,000	Telemedicine Project	300,000
2	308,553	HelpAge India	-
3	-	IGNOU	3,237,020
4	-	Hospital Administration Course	275,000
5	622,953	Fellowship in Palliative Medicine	866,023
6	449,693	Other Liabilities (GSN)	71,500
	1,681,199	Total	4,749,543



SCHEDULE "D"
Schedule of Fixed Assets as on 31.03.2012

Particulars	Opening Balance as on 01.04.2011	Addition during the year	Sales during the year	Total as on 31.03.2012	Depriciation for the year transferred to Capital Fund	Balance as on 31.03.2012
Immovable Property: (A)						
Building	30,036,038	2,004,479		32,040,517	640,811	32,040,517
G.S. Residence	2,653,285	-		2,653,285	53,066	2,653,285
Land		10,978,321		10,978,321	-	10,978,321
Training Committees:						
Building	1,021,374	-		1,021,374	20,427	1,021,374
Well	110,675	-		110,675	2,214	110,675
Total Immovable Property (A)	33,821,372	12,982,800	-	46,804,172	716,518	46,804,172
Movable Property: (B)						
Equipments: (B-1)						
Training Team Equipments	10,532	-		10,532	1,053	10,532
Audio Visual	28,140	-		28,140	2,814	28,140
Projector/ Micro Phone	22,459	-		22,459	2,246	22,459
Computers	7,079,581	175,082	540,175	6,714,488	723,603	6,714,488
Overhead Projector	13,500	-		13,500	1,350	13,500
Library Equipments	101,805	-		101,805	10,181	101,805
Training Committees						
Computers	713,355	-		713,355	71,336	713,355
Equipments	322,590	49,983		372,573	37,257	372,573
Global Fund - TB Project						
Computers	99,750	114,363		214,113	20,889	214,113
Global Fund - Malaria Project						
Computers	-	682,785		682,785	68,279	682,785
Total (B-1)	8,391,712	1,022,213	540,175	8,873,750	939,008	8,873,750
Vehicles: (B-2)						
Vehicles	1,210,831			1,210,831	121,083	1,210,831
Total (B-2)	1,210,831	-		1,210,831	121,083	1,210,831



Particulars	Opening Balance as on 01.04.2011	Addition during the year	Sales during the year	Total as on 31.03.2012	Depriciation for the year transferred to Capital Fund	Balance as on 31.03.2012
<u>Furniture, Fixture & Office Equipments:</u>						
<u>(B-3)</u>						
Furniture & Fixtures	3,198,572	67,088		3,265,660	161,606	3,265,660
E.P.A.B.X.	117,395	-		117,395	11,740	117,395
Generators	347,231	-		347,231	34,723	347,231
Office Equipments	2,461,970	1,250,912		3,712,882	368,924	3,712,882
Franking Machine	71,120	-		71,120	7,112	71,120
Fax	94,780	-		94,780	9,478	94,780
Coolers/ Fans	187,063	6,578		193,641	19,219	193,641
Water Coolers	38,533	-		38,533	3,853	38,533
Air Conditioners	1,719,901	143,082		1,862,983	181,700	1,862,983
Intercoms	73,529	-		73,529	7,353	73,529
Library	101,445	-		101,445	10,145	101,445
Refrigerators	38,224	-		38,224	3,822	38,224
Mid India Board of Examiner	172,002	-		172,002	17,200	172,002
South India Board of Nursing Education	35,402	-		35,402	3,540	35,402
Training Committees						
Furniture	479,601	-		479,601	23,980	479,601
Library Books	109,780	79,263		189,043	16,248	189,043
Global Fund - TB Project						
Furniture & Fixtures	38,428	-		38,428	1,921	38,428
Office Equipments		37,000		37,000	1,850	37,000
Global Fund - Malaria Project						
Furniture & Fixtures	-	409,980		409,980	20,499	409,980
Office Equipments	-	135,158		135,158	13,516	135,158
Air Conditioners	-	40,149		40,149	4,015	40,149
Total (B-3)	9,284,976	2,169,210	-	11,454,186	922,444	11,454,186
Total Movable Property (B)	18,887,519	3,191,423	540,175	21,538,767	1,982,535	21,538,767
Grand Total (A+B)	52,708,891	16,174,223	540,175	68,342,939	2,699,053	68,342,939



Schedule " E "
Schedule of Current Assets, Loans and Advances as on 31.03.2012

S.No	Prev. Year	Particulars	Schedule	Amount (₹)
1	327,631	Tax deducted at source 2007-2008		327,631
2	151,013	Tax deducted at source 2008-2009		151,013
3	16,013	Tax deducted at source 2009-2010		4,870
4	302,611	Tax deducted at source 2010-2011		302,611
5	-	Tax deducted at source 2011-2012		54,859
6	33,332	Financial Assistance to Mission Hopsitals	E (I)	33,332
7	5,338,250	Security Deposits	E (II)	5,367,110
8	141,321	Festival Advance	E (III)	149,920
9	38,000	House Hold Assets Advance	E (IV)	14,000
10	821,974	Staff Advance	E (V)	261,962
11	2,638,636	Other Advance	E (VI)	1,736,298
	9,808,781	Total		8,403,606



Annexure - E (I)**List of Financial Assistance to Mission Hospitals as on 31.03.2012**

S.No	Prev. Year	Name	Amount (₹)
1	33,332	Sukri Mission Hospital	33,332
	33,332	Total	33,332


Annexure - E (II)**List of Security Deposits as on 31.03.2012**

S.No	Prev. Year	Name	Amount (₹)
1	132,000	Mure Memorial Hospital, Nagpur	132,000
2	5,500	Essar Cell Phone	5,500
3	29,700	Pradipta Kumar Dash	36,000
4	9,000	Annapurna Niwas, Purnea	9,000
5	12,000	Annamma George	-
6	5,000	YWCA of Delhi	5,000
7	7,500	Rakesh Kumar	-
8	1,000	Bharati Infotel Ltd.	1,000
9	30,000	Sudeshna Raychaudhuri	-
10	15,000	Pioneer Systems Corporation	15,000
11	27,000	Ramesh Chandra	30,000
12	-	Saramma Henry (ICMDA)	15,000
13	-	Monika Bajaj	24,000
14	5,000,000	I G N O U	5,000,000
15	2,650	BSNL (Shillong)	2,650
16	1,900	Security Deposit - GSN	17,460
17	60,000	Freddie Alfred Wallang - Shiilong	60,000
18	-	R. Pakunge	4,500
19	-	C. Lalthumhima	5,000
20	-	Aizawl Club	5,000
	5,338,250	Total	5,367,110



Annexure - E (III)
List of Festival Advance as on 31.03.2012

S.No	Prev. Year	Name	Amount (₹)
1	11,300	Abhijeet Sangma	16,200
2	2,971	Anupma David	4,000
3	2,830	Asha Lal	-
4	3,175	Babu V.A.	-
5	12,500	Babykutty Ninan	-
6	-	Bishnu Thapa	3,240
7	5,564	Chandrasekharan S.	-
8	6,375	Christina Kumudini	8,050
9	7,157	Elsy Thomas	9,250
10	-	Geom Abraham	8,125
11	5,814	Indira Kurapati	-
12	6,375	Kanta David	8,050
13	-	Kundan Singh	2,340
14	3,500	M. Chellammal	-
15	12,942	Manohar Masih	-
16	-	Mercy Jose	8,300
17	-	Ranganathan	2,640
18	-	Rebecca Benjamin	7,500
19	-	Ronald Lalthanmawia	9,500
20	6,157	Ruby Joseph	7,800
21	11,500	S.J. Bernard	15,250
22	9,375	S.K. Das	12,625
23	2,971	S.K. Joshi	-
24	6,375	Samuel V.J.	8,050
25	2,812	Saraswati Devaraj	-
26	14,564	Sharath C. David	19,000
27	7,064	Susamma Mathew	-
	141,321	Total	149,920



Annexure - E (IV)
List of Household Assets Advance as on 31.03.2012

S.No	Prev. Year	Name	Amount (₹)
1	6,000	Abhijeet Sangma	-
2	4,500	Anupma David	4,500
3	3,000	Asha Lal	4,000
4	6,000	Bishnu Thapa	-
5	-	Debendra Shrestha	4,500
6	500	Indira Sharma	-
7	6,000	Kanta David	-
8	-	Kundan Singh	1,000
9	4,000	Manohar Masih	-
10	3,000	Rajesh Lal	-
11	500	Ranganathan M.	-
12	4,500	Ravi Sharma	-
	38,000	Total	14,000



Annexure - E (V)
List of Staff Advances as on 31.03.2012

S.No	Prev. Year	Name	Amount (₹)
1	17,543	A.P. Berry	-
2	8,400	Abhijeet Sangma	23,922
3	3,748	Alyssa L. Pachuaa	-
4	19,826	Babykutty Ninan	14,423
5	-	Bishnu Thapa	14,000
6	261,276	Chandrashekharan	107,556
7	-	Dillina K. Marak	20,469
8	5,900	Evangeline R. Dutta	-
9	7,000	Iaikynmawlang L. Buam	-
10	7,390	Ibasaralyne Thabah Synthiang	-
11	10,000	Indira Kurapati	-
12	30,748	Jacob Bernard	-
13	4,980	Jancy Johnson	-
14	7,409	Job Jayaraj	-
15	-	Joe Varghese	41,400
16	8,631	John Thomas	-
17	20,000	Justin Jebakumar	-
18	22,000	Manoranjan Nayak	-
19	4,455	Mercy Jose	-
20	4,065	Mrutyunjaya Nayak	-
21	19,650	Pamrichan Ragui	-
22	5,000	Rajesh Lal	-
23	-	Ranganathan	10,000
24	5,000	Rebecca Benjamin	-
25	323,180	Ronald Lalthanmawia	-
26	6,936	Samuel V.J.	-
27	5,664	Shaji John	-
28	569	Stephen Victor	-
29	12,500	Susamma Mathew	-
30	104	Yuhanna Pradhan	30,192
	821,974	Total	261,962



Annexure - E (VI)
List of Other Advances as on 31.03.2012

S.No	Prev. Year	Name	Amount (₹)
1	10,000	Anesthesia Technology Training Committee	10,000
2	13,256	Travel Advance	4,658
3	8,500	Kar Pe Diem	8,500
4	-	Mr. Sam David	60,496
5	133,359	Dr. Vinod Kumar M Shah	41,865
6	-	CMAI Muzafarpur	12,837
7	-	CMAI Orissa	50,000
8	8,189	Post Master N.I.E, New Delhi	8,189
9	10,000	CMAI -EPTTC	10,000
10	35,750	Kavita Pole - Bangalore	-
11	6,000	Advance to Staff (Nagpur) - Bipin Kumar	6,000
12	70,688	Fellowship in Palliative Medicine	50,000
13	1,000	C C Avenue	1,000
14	-	Shoolagiri Property	76,600
15	8,000	ICSA Jivana Jyoti	-
16	25,000	ASHA Nivas	-
17	13,000	Hindustan Bible Institute & College	-
18	100,000	CSI - Diocese of Madras	-
19	100,000	CSI - Diocese of Madras Lite	-
20	10,000	Dhyana Ashram	-
21	964,000	Interiors & Home Solutions (Bangalore)	-
22	100,000	Exinosis Tech. P Ltd.	100,000
23	10,000	Johny Catering Services	-
24	404,887	L W R	-
25	(43,551)	Family Health International	-
26	156,525	P.R.Control Account - Union	-
27	407,017	Other Advances (GSN Indore)	5,020
28	3,185	Other Advances (MRTC)	(30,385)
29	1,000	Rent Advance (CAMS)	1,000
30	82,831	Advance to Training Committees	82,831
31	-	HVS Court Owners Welfare Association (Blr)	99,845
32	-	CMAI Shillong (GF-Malaria)	917,993
33	-	CMAI Shillong (GF-TB Project)	219,849
	2,638,636	Total	1,736,298



Schedule "F"
Schedule of Cash & Bank Balances as on 31.03.2012

S.No	Prev. Year	Particulars	Amount (₹)
1	53,953	Cash in Hand (as per list)	63,351
		<u>Bank Balances</u>	
2	1,510,607	With Syndicate Bank, Delhi, A/c 90542010013068 (FC)	1,524,297
3	-	With Syndicate Bank, Orissa A/c 80072010039433 (FC)	1,503
4	-	With Syndicate Bank, Muzaffarpur A/c 749022071332 (FC)	3,740
5	-	With Axis Bank, Vellore A/c 911010032902183 (FC)	367,355
6	28,200,000	Short Term Deposit - Syndicate Bank	8,500,000
7	1,432	With Syndicate Bank, Bangalore A/c 04482010012720	1,904
8	14,493	With Syndicate Bank, Ranchi A/c 752022017630	15,073
9	32,601	With Syndicate Bank, Bhubaneshwar A/c 80072010034550	-
10	500	With Syndicate Bank, Bhopal	500
11	1,578	With Syndicate Bank, Guwahati A/c 73302010035196	1,641
12	63,320	With Syndicate Bank, Bangalore, A/c 04482010087583 (LC)	58,202
13	3,988,409	With Indian Bank, Delhi, 424514710 (LC)	2,709,008
14	136,061	With Indian Bank, Delhi 424514448 (LC)	4,020
15	84,917	With Syndicate Bank, Delhi, A/c 90542010013203 (LC)	327,859
16	331,284	With Syndicate Bank, Delhi, A/c 90542010017050 (Gratuity)	85,524
17	11,709	With Syndicate Bank, Delhi, A/c 90542010059243 (Superannuation)	5,259
18	21,151	With Syndicate Bank, Nagpur, A/c 52572016480	21,998
19	56,547	With ICICI Bank, Delhi, A/c 008701032474	-
20	265,409	With State Bank of India, A/c 30168169837, Delhi	67,000
21	1,000	With State Bank of India, A/c 31691344670, Delhi (GF- Malaria)	1,097,673
22		Short Term Deposit - State Bank of India (GF- Malaria)	4,000,000
23	-	With State Bank of India, A/c 31726517060, Shillong (GF- Malaria)	357,843
24	1,905,858	With State Bank of India, A/c 31261415702, Delhi (GF-TB)	113,417
25	-	With State Bank of India, A/c 31726518542, Shillong (GF-TB)	227,275
26	138,728	With State Bank of India, Nagpur, A/c 11172272046 (MIBE) (CMAI)	24,914
27	696,064	With State Bank of India, Nagpur, A/c 11172272499 (MIBE)	165,816
28	11,107	With Syndicate Bank, Bangalore, A/c 04482010014444 (BNESIB) (CMAI)	103,453
29	530,665	With Syndicate Bank, Bangalore, A/c 04482010014091 (BNESIB)	71,551
30	30,494	With State Bank of India, Vellore, A/c 10507877776 (CAMS) (CMAI)	14,413
31	313,231	With State Bank of Travancore, Vellore, A/c 57008066245 (LTC)	656,316
32	645,237	With South Indian Bank, Vellore, A/c 0131053000035102 (LTC)	749,109
33	281,496	With Central Bank of India, Vellore, A/c 1465115121 (MRTTC)	191,191
34	111,950	With Indian Overseas Bank, A/c 010301000031881 (MRTC)	363,634
35	548,552	With State Bank of Travancore, A/c 57025103165 (ATTC)	189,557
36	154,942	With State Bank of India, A/c 10214005151 (OTTC)	286,291
37	19,342	With Federal Bank, A/c 13760100022213 (CATTC)	20,117
38	12,292	With State Bank of Indore A/c no. 53014344375, Indore (MIBE-GSN) (FC)	12,768
39	34,916	With State Bank of Indore A/c no. 53014344353, Indore (MIBE-GSN)	44,625
40	22,367	With State Bank of Indore A/c no. 53014344386, Indore (MIBE-GSN)	29,243
	40,232,212	Total	22,477,440



List of Cash in Hand

S.No	Prev. Year	Particulars	Amount (₹)
1	17,383	At Delhi Office	6,398
2	-	At Delhi Office with GF-TB	6,799
3	-	At Shillong Office with GF-TB	12,299
4	-	At Delhi Office with GF-Malaria	1,203
5	7,352	At Bangalore Office	8,853
6	11,988	At Nagpur with MIBE	14,277
7	900	At Bangalore with BNESIB	146
8	1,639	At Nagpur with MIBE (Local)	-
9	2,007	At Vellore with LTC	2,578
10	365	At Vellore with MRTTC	939
11	1,826	With MRTC	-
12	1,288	With OTTC	1,288
13	389	With CATTC	218
14	8,816	At Indore with MIBE - GSN	8,353
	53,953	Total	63,351



CHRISTIAN MEDICAL ASSOCIATION OF INDIA

SCHEDULE "G": ACCOUNTING POLICIES AND NOTES FORMING PART OF THE ACCOUNTS
AS AT 31st MARCH 2012.

A) SIGNIFICANT ACCOUNTING POLICIES

- 1) **Fixed Assets:-**
Fixed Assets are stated at their Original Cost of acquisition including incidental expenses related to acquisition and installation.
- 2) **Depreciation:-**
Depreciation on Fixed Assets is provided at the rates as decided by the Management.
- 3) **Investments:-**
Investments are stated at cost.
- 4) **Income from Investments:-**
Income from Investments against earmarked funds or on other fixed deposit is accounted for as and when received
- 5) **Revenue Recognition:-**
All foreign grants and other grants received during the year are credited to general grants account at the time of receipt and income in respect of such grants received is recognized to the extent of expenditure during the year. All other incomes are recognized on receipt basis and expenses are recognized when paid rather than when the obligation is incurred.
- 6) **Retirement Benefits:-**
 - a.) Encashment of leave standing to the credit of the employees are paid when the employee retires or leaves the Organization.
 - b.) Gratuity: The Trust has formed a separate gratuity fund and contributions @ 5% of Basic and DA is made to the fund.
 - c.) Superannuation Plan: The Trust has taken a policy from the Life Insurance Corporation of India (LIC) for the superannuation benefits of its employees who are eligible as per the scheme and necessary contribution for the liability on this account is made as per the Scheme of LIC.
 - d.) Provident Fund: Contributions of Employees and Employer are paid to Regional Provident Fund Commissioner as per the provisions of The Employees Provident Funds & Miscellaneous Provisions Act, 1952.

B) NOTES TO ACCOUNTS:-

- 1) Accounts of the following committee/ project which have been audited by other Auditors have been incorporated in the financial statements:
 - a) Ophthalmic Technologist Training Committee
 - b) Global Fund – TB Project
- 2) Previous year figures have been regrouped / re-arranged wherever necessary.





ABHAY UPADHYE
Partner

Membership No. 049354
FOR & ON BEHALF OF

K. K. MANKESHWAR & CO.
Chartered Accountants

Firm Registration No. 106009W





BABY KUTTY NINAN
Finance Manager

FOR & ON BEHALF OF
CHRISTIAN MEDICAL ASSOCIATION OF INDIA



DR. VIJAYKUMAR ARULDAS
General Secretary

Place : New Delhi

Dated : 27th June 2012

CHRISTIAN MEDICAL ASSOCIATION OF INDIA				
INCOME AND EXPENDITURE ACCOUNT FOR THE YEAR ENDED 31ST MARCH 2012				
Prev. Year	Particulars	Sch.	Amount (₹)	Amount (₹)
	<u>Income</u>			
	<u>Foreign Grants</u>			
15,695,186	General		30,035,818	
55,555	Tsunami Relief		-	
977,234	Bihar Flood Relief		-	
34,457,663	Bill & Melinda Gates Foundation		28,481,910	58,517,728
	<u>Local Contributions</u>			
12,378,490	General Donations		15,911,051	
982,850	Donation - Human Resource Development		1,774,414	
3,778,548	Workshop & Seminar		3,709,778	
3,310,332	Global Fund - TB Project		12,058,245	
-	Global Fund - Malaria Project		14,426,312	47,879,800
	<u>Other Income</u>			
466,275	Membership fees		600,800	
6,470	Journal Subscription		7,030	
962,262	Rent		962,342	1,570,172
1,256,195	<u>Other Receipts</u>	1		581,583
5,206,633	<u>Interest from Bank</u>			
	On Saving Bank Account		975,813	
	On Investment & Fixed Deposits		13,251,307	
			14,227,120	
	Less: Transferred to designated funds		6,638,762	7,588,358
10,121,162	Deficit for the year			6,293,901
89,654,855	Total			122,431,542
	<u>Expenditure</u>			
84,223,359	Amount spent on the objects of the trust	2		114,514,713
236,755	Amounts written off			361,336
226,428	Loss on sale of assets			209,620
2,376,601	Depriciation			2,699,053
	<u>Amount transferred to :</u>			
2,125,437	General Fund Account		4,046,020	
466,275	Membership Fund Account		600,800	4,646,820
89,654,855	Total			122,431,542

AS PER OUR REPORT OF EVEN DATE



ABHAY UPADHYE
Partner
M. No. 049354
FOR & ON BEHALF OF
K. K. MANKESHWAR & CO.
Chartered Accountants
Firm Registration No. 106009W





BABYKUTTY NINAN
Finance Manager



DR. VIJAYKUMAR ARULDAS
General Secretary

FOR & ON BEHALF OF
CHRISTIAN MEDICAL ASSOCIATION OF INDIA

Place : New Delhi
Dated : 27th June 2012

SCHEDULE - 1
Other Receipts

S.No.	Prev. Year	Particulars	Amount (₹)
1	36,959	Tsunami Relief	-
2	68,033	Fellowship in Palliative Medicine	101,730
3	53,056	WHO	-
4	1,098,147	Helpage India	464,853
5	-	Hospital Administration	15,000
	1,256,195	Total	581,583

SCHEDULE - 2

Amount spent on the objects of the trust 2011-12

S.No.	Prev. Year	Particulars	Amount (₹)
1	8,959,680	Community Health Activities	9,293,061
2	17,666,579	Training Programmes	20,361,120
3	2,449,166	Regional & Membership Development	3,139,192
4	4,248,928	Advocacy & Networking	5,357,871
5	4,912,033	General Administration	5,645,133
6	1,019,398	Microproject Assistance	6,992,283
7	306,690	Substance Abuse	432,881
8	2,371,240	AIDS Awareness Activities	5,303,778
9	3,457,555	Health Education Literature	4,002,449
10	92,514	Tsunami Relief Expenses	-
11	1,079,819	Bihar Flood Relief Expenses	-
12	34,457,663	Bill & Melinda Gates Project	28,637,794
13	3,202,094	Global Fund - TB Project	12,014,454
14	-	Global Fund - Malaria Project	13,334,697
	84,223,359	Total	114,514,713

