

S. L. BODHANKAR & CO.
Chartered Accountants

3, Sawarkar Nagar
Khamla Road,
Nagpur 440015
sanjiv ubgade@yahoo.co.in
Ph. No. 0712-2230574

AUDITOR'S REPORT

We have audited the attached Balance Sheet of **CHRISTIAN MEDICAL ASSOCIATION OF INDIA** as at 31st March 2015 and also the Income & Expenditure Account for the year ended on that date annexed thereto. These financial statements are the responsibility of the Management. Our responsibility is to express an opinion on these statements based on our audit.

We conducted our audit in accordance with auditing standards generally accepted in India. Those standards require that we plan and perform the audit to obtain reasonable assurance about whether the financial statements are free of material misstatement. An audit includes, examining on a test basis, evidence supporting the amount and disclosures in the financial statements. An audit also includes assessing the accounting principles used and significant estimates made by management, as well as evaluating the overall financial statement presentation. We believe that our audit provides a reasonable basis for our opinion.

Further, we report that :

- (a) We have obtained all the information and explanations, which to the best of our knowledge and belief were necessary for the purpose of our audit.
- (b) In our opinion, proper books of account as required by law have been kept by the institution so far as appears from our examination of those books.
- (c) Balance Sheet and Income & Expenditure account dealt with by this report are in agreement with the books of account.
- (d) In our opinion and to the best of our information and according to the explanations given to us, the said accounts gives a true and fair view in conformity with the accounting principles generally accepted in India :
 1. In the case of the Balance Sheet, of the state of affairs of the Institution as at 31st March, 2015 and
 2. In the case of Income & Expenditure Account, the *Deficit* for the year ended on 31st March, 2015.

S. V. Ubgade
SANJIV UBGADÉ
Partner
Membership No. 036193
For & on behalf of
S.L.BODHANKAR & Co.,
Chartered Accountants
FRN : 101538W
Nagpur, dated the
17th July, 2015



S.L.BODHANKAR & CO.
Chartered Accountants
3, Sawarkar Nagar, Kamla Road
Nagpur - 440 015

CHRISTIAN MEDICAL ASSOCIATION OF INDIA
BALANCE SHEET AS AT 31ST MARCH 2015

Prev. Year	Particulars	Sch.	Rs.	Rs.
25,38,59,007	FUNDS & LIABILITIES			
	Funds	A		26,94,33,070
2,53,97,109	LIABILITIES			
20,53,790	Grants received in advance	B		3,34,48,138
8,84,320	Other Liabilities	C		45,28,868
	Security Deposit	D		10,49,320
28,21,94,226	TOTAL			30,84,59,396
	PROPERTY AND ASSETS			
	FIXED ASSETS			
4,68,04,172	Immovable Property	E	7,43,39,466	
2,45,43,913	Movable Property		2,97,15,982	10,40,55,448
12,39,96,895	Investments (With Banks in Fixed Deposits)	A	8,44,59,289	8,44,59,289
1,00,67,648	Current Assets, Loans & Advances	F	1,44,99,816	
2,72,91,028	Cash and Bank Balances	G	4,01,48,439	5,46,48,255
4,94,90,570	Income and Expenditure Account			
	Balance as per last year		4,94,90,570	
	Add: Deficit during the year		1,81,29,807	
	Less : Adjustments of earlier years		23,23,973	6,52,96,404
	Significant Accounting Policies & Notes	H		
28,21,94,226	TOTAL			30,84,59,396

As per our report of even date

S.V. Ubgade
SANJIV UBGADÉ
Partner
M. No.036193
FOR & ON BEHALF OF
S.L.BODHANKAR & CO.
Chartered Accountants
Firm Registration No. 101538W



Deepti Singh
Deepti Singh
Finance Manager

Bimal Charles
Dr. Bimal Charles
General Secretary

FOR & ON BEHALF OF
CHRISTIAN MEDICAL ASSOCIATION OF INDIA

Place : Nagpur
Dated : 17th July 2015

CHRISTIAN MEDICAL ASSOCIATION OF INDIA
INCOME AND EXPENDITURE ACCOUNT FOR THE YEAR ENDED 31ST MARCH 2015

Prev. Year	Particulars	Sch.	Rs.	Rs.
	Income			
	Foreign Grants			
3,15,87,681	General		2,91,54,371	
29,26,721	Bill & Melinda Gates Foundation		-	
-	CDC Projects		4,76,12,848	7,67,67,219
	Local Contributions			
71,76,618	General Donations		25,37,103	
1,84,72,547	Donation - Human Resource Development		1,05,25,040	
31,99,149	Workshop & Seminar		14,59,415	
2,05,95,358	Global Fund - Malaria Project		2,04,95,454	
1,44,93,350	Global Fund - TB Project		1,35,59,544	4,85,76,556
	Other Income			
4,72,000	Membership fees		-	
12,025	Journal Subscription		7,550	
33,69,387	Rent		47,19,155	47,26,705
14,918	Sale of Fixed Assets		-	
3,46,673	Other Receipts	1	-	1,65,79,253
	Interest from Bank			
7,66,759	On Saving Bank Account		6,72,955	
1,31,77,194	On Investment & Fixed Deposits		1,01,23,543	
	Total		1,07,96,498	
(91,77,518)	Less: Transferred to designated funds		55,78,000	52,18,498
1,01,32,026	Deficit for the year			1,81,29,807
11,75,64,888	Total			16,99,98,038
	Expenditure			
11,25,59,696	Amount spent on the objects of the trust	2		16,11,24,874
16,60,652	Transferred to Trust Fund			56,62,061
9,174	Amounts written off			-
5,034	Loss on sale of assets			-
28,58,332	Depreciation			32,11,103
4,72,000	Membership Fund Account			-
11,75,64,888	Total			16,99,98,038

As per our report of even date

S.V. Ubgade
SANJIV UBGADE
Partner
M. No.036193
FOR & ON BEHALF OF
S.L.BODHANKAR & CO.
Chartered Accountants
Firm Registration No. 101538W



Deepti Singh
Deepti Singh
Finance Manager

Dr. Bimal Charles
Dr. Bimal Charles
General Secretary

FOR & ON BEHALF OF
CHRISTIAN MEDICAL ASSOCIATION OF INDIA

Place : Nagpur
Dated : 17th July 2015

SCHEDULE OF FUNDS AND INVESTMENTS AS ON 31.03.2015

Particulars	FUNDS				INVESTMENTS			
	Op. Balance 01-04-2014	Addition during the year Income/ Transfer	Interest	Closing Balance 31-03-2015	Op. Balance 01-04-2014	Addition during the year	Closing Balance 31-03-2015	
1	2	3	4	5 (2+3+4)	6	7	8 (6+7)	
A. GENERAL FUNDS								
Trust Funds	7,13,48,085	3,27,07,363		10,40,55,448				
General Endowment	5,69,92,238	(1,37,08,749)		4,32,83,489				
Capital Fund	6,64,97,801	32,11,103	31,11,945	7,28,20,849	5,81,20,380	(3,01,26,427)	2,79,93,953	
Gratuity Fund	34,84,515	6,57,150	2,50,667	43,92,332	34,84,000	9,08,332	43,92,332	
Development Fund	69,01,326	(2,84,012)	4,84,072	71,01,386	69,01,000	2,00,386	71,01,386	
Total (A)	20,52,23,965	2,25,82,855	38,46,683	23,16,53,503	6,85,05,380	(2,90,17,709)	3,94,87,671	
B. H. R. D.								
Doctors	11,58,901	-		11,58,901	11,58,000	901	11,58,901	
Nurses	11,47,068	-		11,47,068	11,47,000	68	11,47,068	
Administrators	12,03,747	-		12,03,747	12,03,000	747	12,03,747	
Allied Health Professional	15,85,857	-		15,85,857	15,85,000	857	15,85,857	
Chaplains	8,39,119	-		8,39,119	8,39,000	119	8,39,119	
Total (B)	59,34,692	-	-	59,34,692	59,32,000	2,692	59,34,692	
C. MEMBERSHIP								
Doctors	22,17,247	45,000		22,62,247	22,17,000	45,247	22,62,247	
Nurses	50,36,538	2,67,050		53,03,588	50,36,000	2,67,588	53,03,588	
Administrators	4,49,288	12,000		4,61,288	4,49,000	12,288	4,61,288	
Allied Health Professional	8,04,569	37,000		8,41,569	8,04,000	37,569	8,41,569	
Chaplains	5,43,727	12,000		5,55,727	5,43,000	12,727	5,55,727	
Institutional (Permanent)	13,08,635	1,000		13,09,635	13,08,000	1,635	13,09,635	
Total (C)	1,03,60,004	3,74,050	-	1,07,34,054	1,03,57,000	3,77,054	1,07,34,054	





Particulars	FUNDS				INVESTMENTS			
	Op. Balance 01-04-2014	2	3	4	Closing Balance 31-03-2015	5 (2+3+4)	6	7
1	2	3	4	5 (2+3+4)	6	7	8 (6+7)	
D. EDUCATION AND TRAINING								
Central Education Board	10,93,701	-	-	76,613	11,70,314	10,93,000	77,314	11,70,314
Alice Zachariah Memorial	6,21,526	(40,000)	(40,000)	43,537	6,25,063	6,21,000	4,063	6,25,063
Gillian Fair Bank	8,21,716	(40,500)	(40,500)	57,318	8,38,534	8,21,000	17,534	8,38,534
Nurses Scholarship	2,00,130	-	-	14,019	2,14,149	2,00,000	14,149	2,14,149
A.H.P. Silver Jubilee	15,17,125	-	-	1,06,273	16,23,398	15,17,000	1,06,398	16,23,398
Mid India Board of Examiner	1,68,41,139	(1,38,05,701)	(1,38,05,701)	3,38,893	33,74,331	1,68,40,635	(1,34,72,157)	33,68,478
Mid India Board of Examiner-GSN							5,01,696	5,01,696
Board of Nursing Education	3,70,013	2,57,002	2,57,002	2,228	6,29,243	8,61,000	(4,03,759)	4,57,241
Cherian Endowment Fund-BNESIB	4,91,526	(1,000)	(1,000)	37,895	5,28,421		5,28,421	5,28,421
Learning Resource Centre-BNESIB	7,13,990	7,33,557	7,33,557	55,049	15,02,596	7,13,000	7,89,596	15,02,596
Newdoeffler Memorial Fund-BNESIB	10,16,732	(3,200)	(3,200)	78,390	10,91,922		10,91,922	10,91,922
Laboratory Training Committee	7,34,556	(1,000)	(1,000)	51,455	7,85,011	7,34,000	(4,11,090)	3,22,910
Health Education Materials	24,67,463	-	-	-	24,67,463	24,67,000	463	24,67,463
Ms. A. Cherian's Prize Money	1,68,750	-	-	11,821	1,80,571	1,68,000	12,571	1,80,571
August India Scholarship	5,34,220	(20,000)	(20,000)	37,224	5,51,444	5,34,000	17,444	5,51,444
Newdoeffler Memorial Fund	3,05,822	-	-	14,461	3,20,283	13,22,000	(10,01,717)	3,20,283
Ms.M. Sgamani Scholarship	5,19,895	(40,000)	(40,000)	38,591	5,16,486	5,19,000	(2,514)	5,16,486
Centenary Teachers Award	1,21,072	-	-	8,481	1,29,553	1,21,000	8,553	1,29,553
Funds with Training Committees	38,00,970	-	-	7,61,069	45,62,039	1,06,70,880	(1,06,70,880)	-
Mid India Board of Examiner (MIBE)	-	-	-	-	-	-	3,99,609	3,99,609
Laboratory Training Committee	-	-	-	-	-	-	58,79,538	58,79,538
Medical Radiation Technologists Training Committee (MRTTC)	-	-	-	-	-	-	22,50,000	22,50,000
Medical Record Training Committee (MRTC)	-	-	-	-	-	-	11,24,845	11,24,845
Anesthesia Technology Training Committee (ATTC)	-	-	-	-	-	-	4,96,541	4,96,541
Graduate School of Nursing (GSN) Indore	-	-	-	-	-	-	17,41,817	17,41,817
Total (D)	3,23,40,346	(1,29,60,842)	(1,29,60,842)	17,31,317	2,11,10,821	3,92,02,515	(1,08,99,643)	2,83,02,872
Short Term Deposits								
GRAND TOTAL (A+B+C+D) Rs.	25,38,59,007		99,96,063	55,78,000	26,94,33,070	12,39,96,895	(3,95,37,606)	8,44,59,289

CHRISTIAN MEDICAL ASSOCIATION OF INDIA

SCHEDULE 'B'

SCHEDULE OF GRANTS RECEIVED AND UTILISED DURING THE YEAR 2014-2015



Donor Agency	Balance as on 01.04.2014	Received during the year	Total as on 31.03.2015	Adjustments	Utilised during the year	Balance as on 31.03.2015
Foreign Grants						
World Council for the World	4,43,131	-	4,43,131	-	3,96,577	46,554
World Council for the World (formerly known as EED)	18,76,416	81,86,340	1,00,62,756	-	1,00,62,756	-
Shalom Project	7,06,578	12,04,500	19,11,078	-	18,98,652	12,426
The Netherlands Fund	12,65,047	-	12,65,047	-	-	12,65,047
Medical Scholarship Program	19,891	28,27,830	28,47,721	-	19,31,956	9,15,765
Medical Scholarship Program	56,245	-	56,245	-	-	56,245
Medical Reserve Fund	28,45,109	41,92,508	70,37,617	-	60,01,238	10,36,379
Medical Reserve Fund for the World (old)	26,47,268	-	26,47,268	-	5,11,474	21,35,794
World Council for the World (old)	6,68,297	-	6,68,297	-	6,68,297	-
World Council for the World (old)	5,21,635	-	5,21,635	-	-	5,21,635
World Council for the World (old)	43,946	-	43,946	-	43,946	-
World Council for the World (old)	1,46,755	4,78,318	6,25,073	-	5,55,319	69,754
World Council for the World (old)	2,14,673	-	2,14,673	-	-	2,14,673
World Council for the World (old)	-	4,27,813	4,27,813	-	1,40,838	2,86,975
World Council for the World (old)	-	2,45,902	2,45,902	-	-	2,45,902
World Council for the World (old)	-	18,19,980	18,19,980	-	-	18,19,980
World Council for the World (old)	-	61,119	61,119	-	61,119	-
World Council for the World (old)	-	29,446	29,446	-	29,446	-
World Council for the World (old)	76,73,832	-	76,73,832	22,25,397	24,21,722	52,52,110
World Council for the World (old)	-14,13,629	6,85,88,400	6,71,74,771	-	5,42,69,276	1,29,05,495
Total A	1,77,15,194	8,80,62,156	10,57,77,350	22,25,397	7,89,92,616	2,67,84,734
Bank Interest	-	12,17,744	12,17,744	-	12,17,744	-
Grant	-	38,93,873	38,93,873	-	38,93,873	-
Malaria Project	6,66,679	2,12,67,549	2,19,34,228	-	2,05,81,711	13,52,517
Project	70,15,236	1,20,84,511	1,90,99,747	-	1,37,88,860	53,10,887
Total(B+C+D+E)	76,81,915	3,84,63,677	4,61,45,592	-	3,94,82,188	66,63,404
GRAND TOTAL (A+B+C+D+E)	2,53,97,109	13,04,19,706	15,58,16,815	22,25,397	12,23,68,677	3,34,48,138

Rs. Adjustment represents amount transferred to Income & Expenditure Account and Trust Fund being the amounts utilised in previous years.

CHRISTIAN MEDICAL ASSOCIATION OF INDIA
SCHEDULE - 'C'
Schedule of Current Liabilities as on 31.03.2015

S.No.	Prev. Year	Particulars	Rs.
1	1,89,437	TDS Payable	2,14,993
2	3,45,905	Hospital Administrative Course	2,73,905
3	10,97,028	Fellowship in Pallative Medicine	10,76,304
4	3,00,000	Telemedicine Project	3,00,000
5	-	BNESIB Advance	25,000
6	-	Service Tax Payable	7,41,802
7	-	Care India Advance	2,24,357
8	-	Ex-Gratia	6,47,982
9	-	MIBE, Nagpur	7,07,000
10	1,21,420	GSN, Indore	3,17,525
	20,53,790	Total	45,28,868



CHRISTIAN MEDICAL ASSOCIATION OF INDIA

SCHEDULE - 'D'

Schedule of Security Deposit as on 31.03.2015

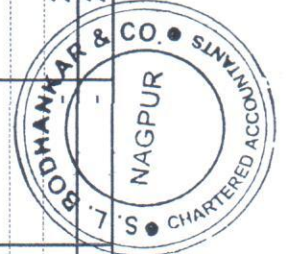
S.No.	Prev. Year	Particulars	Rs.
1	5,61,320	Indian Bank Rent	5,61,320
2	28,000	EHA Rent	28,000
3	1,00,000	Maple Imaging- Rent	1,00,000
4	1,95,000	Share Project (VHS) Rent	-
5	-	CFI Charitable- Rent	1,05,000
6	-	CFI Ministries - Rent	1,05,000
7	-	Viva India - Rent	60,000
8	-	PTCC Project	90,000
	8,84,320	Total	10,49,320



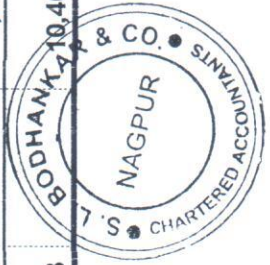
CHRISTIAN MEDICAL ASSOCIATION OF INDIA
SCHEDULE "E"

Schedule of Fixed Assets as on 31.03.2015

Particulars	Opening Balance as on 01.04.2014	Addition during the year	Sales during the year	Total as on 31.03.2015	Rate	Depreciation for the year transferred to Capital Fund	Balance as on 31.03.2015
Movable Property: (A)							
Building	3,20,40,517	-	-	3,20,40,517	2%	6,40,811	3,20,40,517
S. Residence	26,53,285	-	-	26,53,285	2%	53,066	26,53,285
Land	1,09,78,321	2,70,45,302	-	3,80,23,623	-	-	3,80,23,623
Training Committees:							
Building	10,21,374	4,89,992	-	15,11,366	2%	30,227	15,11,366
Plant	1,10,675	-	-	1,10,675	2%	2,214	1,10,675
Total Immovable Property (A)	4,68,04,172	2,75,35,294	-	7,43,39,466		7,26,318	7,43,39,466
Movable Property: (B)							
Equipments: (B-1)							
Training Team Equipments	10,532	-	-	10,532	10%	-	10,532
Audio Visual	28,140	-	-	28,140	10%	-	28,140
Projector/ Micro Phone	1,27,533	-	-	1,27,533	10%	12,753	1,27,533
Computers	78,04,663	13,94,900	-	91,99,563	10%	8,82,037	91,99,563
Overhead Projector	13,500	39,375	-	52,875	10%	3,938	52,875
Library Equipments	1,01,805	-	-	1,01,805	10%	-	1,01,805
Training Committees							
Computers	6,19,255	-	-	6,19,255	10%	61,926	6,19,255
Equipments	3,34,568	-	-	3,34,568	10%	33,457	3,34,568
Global Fund - TB Project							
Computers	3,29,413	-	-	3,29,413	10%	32,941	3,29,413
Global Fund - Malaria Project							
Computers	6,82,785	-	-	6,82,785	10%	68,279	6,82,785
Total (B-1)	1,00,52,194	14,34,275	-	1,14,86,469		10,95,331	1,14,86,469
Equipments: (B-2)							
Equipments	12,10,831	13,54,560	-	25,65,391	10%	2,28,751	25,65,391
Total (B-2)	12,10,831	13,54,560	-	25,65,391		2,28,751	25,65,391



Particulars	Opening Balance as on 01.04.2014	Addition during the year	Sales during the year	Total as on 31.03.2015	Rate	Depreciation for the year transferred to Capital Fund	Balance as on 31.03.2015
Furniture, Fixture & Office Equipments:							
(B-3)							
Furniture & Fixtures	35,17,230	7,31,289	-	42,48,519	5%	1,97,900	42,48,519
E.P.A.B.X.	1,17,395	-	-	1,17,395	10%	11,740	1,17,395
Generators	3,47,231	-	-	3,47,231	10%	-	3,47,231
Office Equipments	42,47,953	8,51,409	-	50,99,362	10%	4,77,112	50,99,362
Franking Machine	71,120	-	-	71,120	10%	7,112	71,120
Fax	94,780	-	-	94,780	10%	-	94,780
Coolers/ Fans	2,08,438	-	-	2,08,438	10%	20,844	2,08,438
Water Coolers	38,533	-	-	38,533	10%	3,853	38,533
Air Conditioners	23,84,283	3,79,719	-	27,64,002	10%	2,73,512	27,64,002
Electrical Installation	-	1,65,113	-	1,65,113	10%	10,859	1,65,113
Intercoms	73,529	-	-	73,529	10%	-	73,529
Library	1,01,445	-	-	1,01,445	10%	-	1,01,445
Refrigerators	74,920	15,750	-	90,670	10%	9,067	90,670
Mobile Device	2,68,250	1,67,999	-	4,36,249	10%	37,525	4,36,249
Mid India Board of Examiner	1,72,002	-	-	1,72,002	10%	-	1,72,002
South India Board of Nursing Education	35,402	-	-	35,402	10%	-	35,402
Training Committees							
Furniture	4,79,601	-	-	4,79,601	5%	23,980	4,79,601
Library Books	2,31,964	30,975	-	2,62,939	10%	24,745	2,62,939
Global Fund - TB Project							
Furniture & Fixtures	38,428	-	-	38,428	5%	1,921	38,428
Office Equipments	37,000	-	-	37,000	10%	3,700	37,000
Global Fund - Malaria Project							
Furniture & Fixtures	4,28,080	-	-	4,28,080	5%	21,404	4,28,080
Office Equipments	2,73,155	40,980	-	3,14,135	10%	31,414	3,14,135
Air Conditioners	40,149	-	-	40,149	10%	4,015	40,149
Total (B-3)	1,32,80,888	23,83,234	-	1,56,64,122		11,60,703	1,56,64,122
Total Movable Property (B)	2,45,43,913	51,72,069	-	2,97,15,982		24,84,785	2,97,15,982
Grand Total (A+B)	7,13,48,085	3,27,07,363	-	10,40,55,448		32,11,103	10,40,55,448



Christian Medical Association of India

Schedule " F "

Schedule of Current Assets, Loans and Advances as on 31.03.2015

S.No	Prev. Year	Particulars	Schedule	Rs.
1	1,51,013	Tax deducted at source 2008-2009		1,51,013
2	4,870	Tax deducted at source 2009-2010		4,870
3	5,800	Tax deducted at source 2010-2011		5,800
4	67,634	Tax deducted at source 2011-2012		67,634
5	1,34,128	Tax deducted at source 2012-2013		1,34,128
6	6,89,853	Tax deducted at source 2013-2014		6,60,960
8	-	Tax deducted at source 2014-2015		6,08,107
9	54,85,206	Security Deposits	F (I)	61,40,498
10	1,70,438	Festival Advance	F (II)	2,07,615
11	15,000	House Hold Assets Advance	F (III)	25,000
12	13,97,323	Staff Advance	F (IV)	3,50,009
13	19,46,383	Other Advance	F (V)	61,44,182
	1,00,67,648	Total		1,44,99,816



Christian Medical Association of India
Annexure - F (I)
List of Security Deposits as on 31.03.2015

S.No	Prev. Year	Name	Amount (Rs)
1	1,32,000	Mure Memorial Hospital, Nagpur	1,32,000
2	5,500	Essar Cell Phone	5,500
3	70,000	Suguna Chander Swamy - Chennai	70,000
4	-	CNI Church Association	5,00,000
5	21,988	YWCA of Delhi	-
6	-	Ravinder Singh Kohli	18,000
7	66,000	Kusum Ambasta	22,000
8	18,000	N.S. Nair	-
9	1,000	Bharati Infotel Ltd.	1,000
10	3,000	Airtel - Int'l Roaming	3,000
11	-	Care Rent- Bihar	1,77,700
12	15,000	Pioneer Systems Corporation	15,000
13	-	Ramesh Chandra	-
14	15,000	Saramma Henry (ICMDA)	15,000
15	-	Vikram Arora	40,000
16	50,00,000	I G N O U	50,00,000
17	2,650	BSNL (Shillong)	2,650
18	40,068	Security Deposit - GSN	40,068
19	60,000	Freddie Alfred Wallang - Shiilong	63,580
20	4,500	R. Pakunge	4,500
21	5,000	C. Lalhumhima	5,000
22	4,500	C. Lalchamreia Sailo	4,500
23	12,000	Y. Laloo	12,000
24	4,000	B. Khyriem	4,000
25	5,000	Aizawl Club	5,000
	54,85,206	Total	61,40,498




Christian Medical Association of India
Annexure - F (II)
List of Festival Advance as on 31.03.2015

S.No	Prev. Year	Name	Amount (Rs)
1	13,950	Abhijeet Sangma	19,775
2	-	Bimal Charles	17,400
3	3,850	Asha Lal	-
4	3,528	Bishnu Thapa	-
5	8,550	Christina Kumudini	12,300
6	13,000	Elizabeth Mathew	9,450
7	9,900	Elsy Thomas	14,400
8	12,250	Jancy Johnson	17,700
9	-	M. Chellammal	6,960
10	8,550	Kanta David	12,300
11	-	Chandrashekar	3,680
12	8,800	Mercy Jose	13,440
13	3,450	Rajesh Lal	5,400
14	4,250	Raju V.G.	6,000
15	4,680	Ratna Joy	3,760
16	1,860	Ranganathan	-
17	4,000	Ravi Sharma	6,000
18	8,050	Rebecca Benjamin	12,000
19	8,300	Ruby Joseph	12,000
20	16,250	S.J. Bernard	-
21	1,620	S.K. Joshi	-
22	8,550	Samuel V.J.	12,300
23	3,450	Saraswathi Devaraj	-
24	19,300	Sharath C. David	-
25	-	Susamma Mathew	13,650
26	4,300	Sonia John	9,100
	1,70,438	Total	2,07,615

Annexure - F (III)
List of Household Assets Advance as on 31.03.2015

S.No	Prev. Year	Name	Amount (Rs)
1	2,500	Asha Lal	-
2	500	Elizabeth Mathew	-
3	1,500	Kanta David	3,500
4	1,500	Mercy Jose	-
5	3,500	Raju V.G.	5,000
6	3,500	Ranganathan	-
7	500	Ravi Sharma	-
8	-	Ratna Joy	5,000
9	-	Rajesh Lal	2,500
10	-	Tojo Thomas	5,000
11	-	Yuhanna Pradhan	2,000
12	-	Thapa	2,000
13	1,500	Sonia John	-
	15,000	Total	25,000



Christian Medical Association of India
Annexure - F (IV)
List of Staff Advances as on 31.03.2015

S.No	Prev. Year	Name	Amount (Rs)
1	50,100	Abhijeet Sangma	55,824
2	41,166	Bimal Charles	13,708
3	2,881	Bishnu Thapa	-
4	5,37,359	Chandrashekharan	6,826
5	12	Donboklang Wanniang	-
6	23,255	Dillina K. Marak	-
7		Elizabeth Mathew	8,500
8	30,000	Jacob Bernard	-
9		Jancy Johnson	63,836
10	1,19,041	Joseph Raj Thananki	24,685
11	2,150	Joshi	-
12	1,29,319	Kundan Singh	-
13	1,000	Kashiram Poudel	-
14	-	Manoranjan Nayak	1,37,438
15	3,513	Priya John	-
16	11,644	Rajesh Lal	-
17	5,920	Ranganathan	-
18	7,400	Ravi Sharma	-
19	614	Rebecca Benjamin	-
20	29,594	Sachin Bella	-
21	3,92,000	Sharath David	-
22	-	S.Paulraj	5,000
23	-	Helena R Joseph	19,000
24	-	Susamma Mathew	15,192
25	9,065	Thomas Ninan	-
26	1,000	Wilson Masih	-
27	290	Yuhanna Pradhan	-
	13,97,323	Total	3,50,009




Christian Medical Association of India

Annexure - F (V)


List of Other Advances as on 31.03.2015

S.No	Prev. Year	Name	Amount (Rs)
1	2,000	Travel Advance	-
2	-	Care India Co.	42,436
3	-	Care India Co.- Reimbursement a/c	4,74,293
4	-	Biennial Conference- Advance- Clark	4,75,000
5	8,500	Kar Pe Diem	8,500
6	1,10,496	Dr. Sam David - ICMDA	1,10,496
7	1,29,870	Share -VHS	-
8	-	Indian Bank	2,251
9	-	NCCI, Nagpur	10,000
10	1,00,000	Sterling Resources Pvt. Ltd. - ICMDA	1,00,000
11	25,000	Dr. Sam David - ICMDA	-
12	1,98,000	Star Health Medclaim	-
13	-	Staff advance	6,000
14	23,000	BNESIB- Advance account	23,000
15	8,189	Post Master N.I.E, New Delhi	8,189
17	16,671	YMCA Tourist Hostel	16,671
18	-	Swiftware Solutions	50,000
19	1,50,000	Fellowship in Palliative Medicine	1,50,000
20	75,000	Symmetry Infotech Pvt. Ltd.	-
21	-	Emmaual Health Association	1,960
22	76,600	Shoolagiri Property	-
23	2,00,000	Exinosis Tech. P Ltd.	2,00,000
24	-	Christian Coalition for Health	-1,01,124
25	-	OTTC - Advance	75,000
26	68,980	PR Control Account	-
27	-	CDC - Project Advance	24,22,933
28	6,374	Other Advances (GSN Indore)	82,734
29	3,600	Other Advances (MRTC)	30,899
30	1,000	Rent Advance (CAMS)	-
31	82,831	Advance to Training Committees	1,03,831
32	-	Mapple Imaging Solutions	49,878
33	1,90,430	CMAI Shillong (GF-Malaria)	88,143
34	4,69,842	CMAI Shillong (GF-TB Project)	17,13,092
	19,46,383	Total	61,44,182



Christian Medical Association of India
Schedule "G"
Schedule of Cash & Bank Balances as on 31.03.2015

S.No	Prev. Year	Particulars	Rs.
1	88,242	Cash in Hand (as per list)	1,37,534
		Bank Balances	
2	23,38,585	With Syndicate Bank, Delhi, A/c 90542010013068 (FC)	1,19,01,983
3	16,082	With State Bank of India, Delhi A/c 33462593374 (FC)	1,04,06,983
4	2,740	With Syndicate Bank, Muzaffarpur A/c 749022071332 (FC)	81,612
5	3,52,359	With Axis Bank, Vellore A/c 911010032902183 (FC)	8,12,685
6	85,00,000	Short Term Deposit - Syndicate Bank	-
7	2,061	With Syndicate Bank, Bangalore A/c 04482010012720	2,085
8	15,375	With Syndicate Bank, Ranchi A/c 752022017630	15,375
9	28,309	With Syndicate Bank, Bangalore, A/c 04482010087583 (LC)	1,36,813
10	25,59,841	With Indian Bank, Delhi, 424514710 (LC)	60,22,844
11	2,52,189	With Indian Bank, Delhi 424514448 (LC)	10,89,096
12	19,00,946	With Syndicate Bank, Delhi, A/c 90542010013203 (LC)	9,66,196
13	1,87,494	With Syndicate Bank, Delhi, A/c 90542010017050 (Gratuity)	2,51,722
14	2,16,484	With Syndicate Bank, Delhi, A/c 90542010059243 (Superannuation)	13,374
15	22,439	With Syndicate Bank, Nagpur, A/c 52572016480	22,439
16	57,150	With State Bank of India, A/c 30168169837, Delhi	3,49,165
17	3,35,653	With State Bank of India, A/c 31691344670, Delhi (GF- Malaria)	12,04,649
18	7,58,383	With State Bank of India, A/c 31261415702, Delhi (GF-TB)	37,54,960
19	60,00,000	Short Term Deposit - State Bank of India (GF- TB)	-
20	77,008	With State Bank of India, Nagpur, A/c 11172272046 (MIBE) (CMAI)	1,75,938
21	9,47,575	With State Bank of India, Nagpur, A/c 11172272499 (MIBE)	6,82,649
22	12,054	With Syndicate Bank, Bangalore, A/c 04482010014444 (BNESIB) (CMAI)	7,546
23	8,40,368	With Syndicate Bank, Bangalore, A/c 04482010014091 (BNESIB)	1,50,646
24	64,190	With State Bank of India, Vellore, A/c 10507877776 (CAMS) (CMAI)	64,672
25	2,11,989	With State Bank of Travancore, Vellore, A/c 57008066245 (LTC)	3,98,443
26	2,98,098	With South Indian Bank, Vellore, A/c 0131053000035102 (LTC)	2,47,313
27	1,75,182	With Central Bank of India, Vellore, A/c 1465115121 (MRTTC)	2,04,485
28	64,847	With Indian Overseas Bank, A/c 010301000031881 (MRTC)	1,28,456
29	1,42,596	With State Bank of Travancore, A/c 57025103165 (ATTC)	1,86,248
30	6,24,086	With State Bank of India, A/c 10214005151 (OTTCC)	6,20,348
31	21,702	With Federal Bank, A/c 13760100022213 (CATTCC)	22,579
32	39,632	With State Bank of India A/c no. 53014344375, Indore (MIBE-GSN) (FC)	28,268
33	1,03,303	With State Bank of India A/c no. 53014344353, Indore (MIBE-GSN)	43,810
34	1,643	With State Bank of India A/c no. 32312372344, Indore (MIBE-GSN)	1,709
35	32,423	With State Bank of India A/c no. 53014344386, Indore (MIBE-GSN)	15,814
	2,72,91,028	Total	4,01,48,439



Christian Medical Association of India
List of Cash in Hand as on 31.03.2015

S.No	Prev. Year	Particulars	Rs.
1	16,343	At Delhi Office	7,000
2	136	At Muzafarppur office	1,084
3	587	At ICMDA Vellore Office	31,192
4	3,450	At Delhi Office with GF-TB	5,542
5	2,041	At Delhi Office with GF-Malaria	24,725
6	5,192	At Bangalore Office	6,036
7	24,899	At Nagpur with MIBE	5,854
8	21,163	At Bangalore with BNESIB	28,107
9	11,225	At Nagpur with MIBE (Local)	-
10	1,504	At Vellore with LTC	14,311
11	470	At Vellore with MRTTC	327
12	762	With CATTTC	415
13	470	At Indore with MIBE - GSN	12,941
	88,242	Total	1,37,534



CHRISTIAN MEDICAL ASSOCIATION OF INDIA

SCHEDULE - 1


Other Receipts

S.No.	Prev. Year	Particulars	Rs.
1	43,390	Hospital Administration course	72,000
2	3,03,283	Fellowship in Palliative Medicine	-
3	-	Palliative Care Diploma	3,03,324
4	-	Advertisement	1,24,300
5	-	Donation - Bangalore	2,09,710
6	-	Diary / Fcra Book / Bags	3,395
7	-	Donation - other	50,629
8	-	Care India income/receipts	1,58,15,895
	3,46,673	Total	1,65,79,253

SCHEDULE - 2

Amount spent on the Objects of the Trust during FY 2014-15

S.No.	Prev. Year	Particulars	Rs.
1	1,03,03,965	Community Health Activities	1,32,02,416
2	2,20,42,647	Training Programmes	2,43,55,679
3	34,62,113	Regional Membership Development	26,36,738
4	34,69,043	Advocacy & Networking	58,38,103
5	84,75,135	General Administration	1,23,89,248
6	1,33,07,998	Micro Project Assistance	1,41,78,969
7	47,17,163	AIDS Awareness Activities	34,57,852
8	33,87,851	Health Education Literature - IC	31,23,430
9	30,51,646	Bill & Melinda Gates Cfoundation	-
10	51,67,938	CDC Project Exp.	4,76,12,848
11	1,45,02,875	Global Fund - TB Project	1,37,88,860
12	2,06,71,322	Global Fund - Malaria Project	2,05,40,731
	11,25,59,696	Total	16,11,24,874



CHRISTIAN MEDICAL ASSOCIATION OF INDIA

SCHEDULE "H": ACCOUNTING POLICIES AND NOTES FORMING PART OF THE ACCOUNTS
FY 2014-15

A) SIGNIFICANT ACCOUNTING POLICIES

1) Fixed Assets:-

Fixed Assets are stated at their Original Cost of acquisition including incidental expenses related to acquisition and installation.

2) Depreciation:-

Depreciation on Fixed Assets is provided on Straight Line Method at the rates as decided by the Management and is transferred to the Capital Fund.

3) Investments:-

Investments are stated at cost.

4) Income from Investments:-

Income from Investments against earmarked funds or on other fixed deposit is accounted for as and when received

5) Revenue Recognition:-

All foreign grants and other grants received during the year are credited to general grants account at the time of receipt and income in respect of such grants received is recognized to the extent of expenditure during the year. All other incomes are recognized on receipt basis and expenses are recognized when paid rather than when the obligation is incurred.

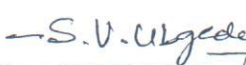
6) Retirement Benefits:-


- Encashment of leave standing to the credit of the employees are paid when the employee retires or leaves the Organization.
- Gratuity: The Trust has formed a separate gratuity fund and contributions @ 5% of Basic and DA is made to the fund.
- Superannuation Plan: The Trust has taken a policy from the Life Insurance Corporation of India (LIC) for the superannuation benefits of its employees who are eligible as per the scheme and necessary contribution for the liability on this account is made as per the Scheme of LIC.
- Provident Fund: Contributions of Employees and Employer are paid to Regional Provident Fund Commissioner as per the provisions of The Employees Provident Funds & Miscellaneous Provisions Act, 1952.

B) NOTES TO ACCOUNTS

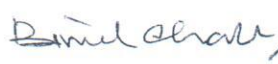
- Accounts of the following committee/ project which have been audited by other Auditors have been incorporated in the financial statements:
 - Ophthalmic Technologist Training Committee
 - Global Fund – TB & Malaria Projects
 - Centre for Disease Control & Prevention (CDC)
- Previous year figures have been regrouped / re-arranged wherever necessary.

Signatories to Schedules A to H and 1 & 2


SANJIV UBGADE
Partner
M. No. 036193
FOR & ON BEHALF OF
S. L. BODHANKAR & CO
Chartered Accountants
Firm Registration No. 101538W
Nagpur, Dated 17th July, 2015




Deepti Singh
Finance Manager


Dr. Bimal Charles
General Secretary

FOR & ON BEHALF OF
CHRISTIAN MEDICAL ASSOCIATION OF INDIA