

S. L. BODHANKAR & CO.
Chartered Accountants

3, Sawarkar Nagar
Khamla Road,
Nagpur 440015
sanjiv_ubgade@yahoo.co.in
Ph. No. 0712-2230574

AUDITOR'S REPORT

We have audited the attached Balance Sheet of **CHRISTIAN MEDICAL ASSOCIATION OF INDIA** as at 31st March 2016 and also the Income & Expenditure Account for the year ended on that date annexed thereto. These financial statements are the responsibility of the Management. Our responsibility is to express an opinion on these statements based on our audit.

We conducted our audit in accordance with auditing standards generally accepted in India. Those standards require that we plan and perform the audit to obtain reasonable assurance about whether the financial statements are free of material misstatement. An audit includes, examining on a test basis, evidence supporting the amount and disclosures in the financial statements. An audit also includes assessing the accounting principles used and significant estimates made by management, as well as evaluating the overall financial statement presentation. We believe that our audit provides a reasonable basis for our opinion.

1. Further, we report that :

- (i) We have obtained all the information and explanations, which to the best of our knowledge and belief were necessary for the purpose of our audit.
- (ii) In our opinion, proper books of account as required by law have been kept by the institution so far as appears from our examination of those books.
- (iii) Balance Sheet and Income & Expenditure account dealt with by this report are in agreement with the books of account.
- (iv) In our opinion and to the best of our information and according to the explanations given to us, the said accounts gives a true and fair view in conformity with the accounting principles generally accepted in India :

1. In the case of the Balance Sheet, of the state of affairs of the institution as at 31st March, 2016

And

2. In the case of the Income & Expenditure Account, of the **Deficit for the year ended on 31st March, 2016**

S.V. Ubgade

SANJIV UBGADÉ

Partner

Membership No. 036193

For & on behalf of


S.L.BODHANKAR & Co.,

Chartered Accountants

FRN: 101538W

Delhi, dated the

29th August 2016



S.L.BODHANKAR & CO.**Chartered Accountants**3, Sawarkar Nagar, Kamla Road
Nagpur - 440 01**CHRISTIAN MEDICAL ASSOCIATION OF INDIA
BALANCE SHEET AS AT 31ST MARCH 2016**

Prev. Year	Particulars	Sch.	Amount (₹)	Amount (₹)
2694,33,070	FUNDS & LIABILITIES Funds	A		2889,53,215
-	LOAN ACCOUNT South Indian Bank			74,03,220
334,48,138	LIABILITIES Grants received in advance	B		195,94,433
45,28,868	Other Liabilities	C		129,64,950
10,49,320	Security Deposit	D		13,21,320
3084,59,396	TOTAL (₹)			3302,37,138
	PROPERTY AND ASSETS			
	FIXED ASSETS	E		
743,39,466	Immovable Property		822,91,856	
297,15,982	Movable Property		329,74,734	1152,66,590
844,59,289	Investments (With Banks in Fixed Deposits)	A		784,07,049
144,99,816	Current Assets, Loans & Advances	F	278,90,507	
401,48,439	Cash and Bank Balances	G	259,89,068	538,79,575
652,96,404	Income and Expenditure Account			
	Balance as per last year		652,96,404	
	Add: Deficit during the year		173,87,520	
				826,83,924
	Significant Accounting Policies & Notes	H		
3084,59,396	TOTAL (₹)			3302,37,138

As per our report of even date

— S.V. Ubgade

SANJIV UBGADÉ

Partner

M. No.036193

FOR & ON BEHALF OF

S.L.BODHANKAR & CO.

Chartered Accountants

Firm Registration No. 101538W

Deepti Singh

Deepti Singh
Finance Manager

Bimal Charles

Dr. Bimal Charles
General Secretary

FOR & ON BEHALF OF

CHRISTIAN MEDICAL ASSOCIATION OF INDIA

Place : Delhi

Dated : 29th August 2016

S.L.BODHANKAR & CO.**Chartered Accountants**

3, Sawarkar Nagar, Kamla Road

Nagpur - 440 015

CHRISTIAN MEDICAL ASSOCIATION OF INDIA
INCOME AND EXPENDITURE ACCOUNT FOR THE YEAR ENDED 31ST MARCH 2016

Prev. Year	Particulars	Sch.	Amount (₹)	Amount (₹)
	Income			
	Foreign Grants			
291,54,371	General		306,00,478	
476,12,848	CDC Projects		906,16,654	1212,17,132
	Local Contributions			
25,37,103	General Donations		5,79,056	
105,25,040	Donation - Human Resource Development		144,34,657	
14,59,415	Workshop & Seminar		35,38,416	
	Care India Co.-Project		561,98,829	
135,59,544	Global Fund - TB Project		53,10,887	
204,95,454	Global Fund - Malaria Project		163,79,915	964,41,760
	Other Income			
7,550	Journal Subscription		36,775	
47,19,155	Rent		64,69,990	65,06,765
165,79,253	Other Receipts	1	9,14,550	9,14,550
	Interest from Bank			
	On Saving Bank Account		16,93,065	
	On Investment & Fixed Deposits		36,13,934	
	Total		53,06,999	
52,18,498	Less: Transferred to designated funds		28,64,243	24,42,756
	Palliative Care Diploma			5,16,693
	Laws on Hospital Admn.Course			50,808
181,29,807	Deficit for the year			173,87,520
1699,98,038	Total (₹)			2454,77,984
	Expenditure			
1611,24,874	Amount spent on the objects of the trust	2		2305,28,275
56,62,061	Transferred to Trust Fund			112,11,142
32,11,103	Depreciation			31,71,066
	General Fund			5,67,501
1699,98,038	Total (₹)			2454,77,984

As per our report of even date

— S.V. Ubgade

SANJIV UBGADÉ

Partner

M. No.036193

FOR & ON BEHALF OF

S.L.BODHANKAR & CO.

Chartered Accountants

Firm Registration No. 101538W

Place : Delhi

Dated : 29th August 2016



Deepti Singh

Deepti Singh
Finance Manager

Bimal Charles

Dr. Bimal Charles
General Secretary

FOR & ON BEHALF OF

CHRISTIAN MEDICAL ASSOCIATION OF INDIA

CHRISTIAN MEDICAL ASSOCIATION OF INDIA

SCHEDULE - 1

Other Receipts as on 31.03.2016

S.No.	Prev. Year	Particulars	Amount (₹)
1	72,000	Hospital Administration course	-
2	3,03,324	Pallative Care Diploma	-
3	1,24,300	Advertisement	1,03,500
4	2,09,710	Donation - Bangalore	2,40,000
5	3,395	Diary / Fcra Book / Bags	1,050
6	50,629	Donation - other	30,000
7	152,01,883	Care India Co.	-
8	1,20,000	Banglore Baptist Hospital	-
9	-	CCH Income	2,40,000
10	-	Tele Medicine	3,00,000
11	6,000	Laws on Hospital Admn. Course	-
12	71,000	Jammu & Kashmir Relief	-
13	4,200	Dialisis Technology Training Program	-
14	100	Gastro Intestinal Endoscopy Technology	-
15	4,12,712	Health & family Welfare Society	-
	165,79,253	Total (₹)	9,14,550



CHRISTIAN MEDICAL ASSOCIATION OF INDIA

SCHEDULE - 2

Amount spent on the Objects of the Trust during FY 2015-16

S.No.	Prev. Year	Particulars	Amount (₹)
1	132,02,416	Community Health Activities	147,76,817
2	243,55,679	Training Programmes	240,95,861
3	26,36,738	Regional Membership Development	20,21,977
4	58,38,103	Advocacy & Networking	43,44,383
5	123,89,248	General Administration	188,71,581
6	141,78,969	Micro Project Assistance	15,16,381
7	34,57,852	AIDS Awareness Activities	-
8	31,23,430	Health Education Literature - IC	28,59,447
9	476,12,848	CDC Project Exp.	906,16,654
10	-	Care Projects	479,45,695
11	137,88,860	Global Fund-TB Project	180,30,797
12	205,40,731	Global Fund-Malaria Project	54,48,682
	1611,24,874	Total (₹)	2305,28,275



CHRISTIAN MEDICAL ASSOCIATION OF INDIA
SCHEDULE 'A'

SCHEDULE OF FUNDS AND INVESTMENTS AS ON 31.03.2016

Particulars	FUNDS					INVESTMENTS			
	Op. Balance 01-04-2015	2	4	Addition during the year		Closing Balance 31-03-2016	Op. Balance 01-04-2015	Addition during the year	Closing Balance 31-03-2016
				Income / Transfer	Interest				
A. GENERAL FUNDS									
Trust Funds	1040,55,448		112,11,142	-	-	1152,66,590	-	-	-
General Endowment	432,83,489		12,71,710	-	-	445,55,199	-	-	-
Capital Fund	728,20,849		31,71,066	11,72,990		771,64,904	279,93,953	(112,36,954)	167,56,999
Gratuity Fund	43,92,332		27,159	3,07,463		47,26,954	43,92,332	3,34,622	47,26,954
Development Fund	71,01,386		87,892	4,97,097		76,86,375	71,01,386	5,84,989	76,86,375
Total (A)	2316,53,503		157,68,969	19,77,550		2494,00,022	394,87,671	(103,17,343)	291,70,328
B. H. R. D.									
Doctors	11,58,901		37,070	-	-	11,95,971	11,58,901	37,070	11,95,971
Nurses	11,47,068		2,16,000	-	-	13,63,068	11,47,068	2,16,000	13,63,068
Administrators	12,03,747		24,100	-	-	12,27,847	12,03,747	24,100	12,27,847
Allied Health Professional	15,85,857		1,31,250	-	-	17,17,107	15,85,857	1,31,250	17,17,107
Chaplains	8,39,119		14,000	-	-	8,53,119	8,39,119	14,000	8,53,119
Total (B)	59,34,692		4,22,420	-	-	63,57,112	59,34,692	4,22,420	63,57,112
C. MEMBERSHIP									
Doctors	22,62,247		-	-	-	22,62,247	22,62,247	-	22,62,247
Nurses	53,03,588		-	-	-	53,03,588	53,03,588	-	53,03,588
Administrators	4,61,288		-	-	-	4,61,288	4,61,288	-	4,61,288
Allied Health Professional	8,41,569		-	-	-	8,41,569	8,41,569	-	8,41,569
Chaplains	5,55,727		-	-	-	5,55,727	5,55,727	-	5,55,727
Institutional (Permanent)	13,09,635		1,62,000	-	-	14,71,635	13,09,635	1,62,000	14,71,635
Total (C)	107,34,054		1,62,000	-	-	108,96,054	107,34,054	1,62,000	108,96,054





Particulars	FUNDS					INVESTMENTS			
	Op. Balance 01-04-2015	Addition during the year Income / Transfer	Interest	4	5	Closing Balance 31-03-2016 6 (2+3+4+5)	Op. Balance 01-04-2015	Addition during the year	Closing Balance 31-03-2016
D. EDUCATION AND TRAINING									
Central Education Board	11,70,314	-	81,922	-	-	12,52,236	11,70,314	81,922	12,52,236
Alice Zachariah Memorial	6,25,063	-	43,754	-	-	6,68,817	6,25,063	43,754	6,68,817
Gillian Fair Bank	8,38,534	(44,000)	58,697	-	-	8,53,231	8,38,534	14,697	8,53,231
Nurses Scholarship	2,14,149	-	14,990	-	-	2,29,139	2,14,149	14,990	2,29,139
A.H.P Silver Jubilee	16,23,398	-	1,13,638	-	-	17,37,036	16,23,398	1,13,638	17,37,036
Mid India Board of Examiner, Nagpur	33,74,331	3,11,266	2,36,203	-	-	39,21,800	33,68,478	8,64,489	42,32,967
Mid India Board of Examiner-GSN	-	35,73,601	-	-	-	35,73,601	5,01,696	35,119	5,36,815
Board of Nursing Education Fund	6,29,243	8,72,454	-	-	-	15,01,697	4,57,241	(36,876)	4,20,365
Cherian Endowment Fund-BNESIB	5,28,421	36,992	-	-	-	5,65,413	5,28,421	36,992	5,65,413
Learning Resource Centre-BNESIB	15,02,596	5,86,582	-	-	-	20,89,178	15,02,596	5,86,582	20,89,178
Newdoerffer Memorial Fund-BNESIB	10,91,922	1,40,685	-	-	-	12,32,607	10,91,922	1,40,685	12,32,607
Centenary Teachers Award- BNESIB	1,29,553	9,069	-	-	-	1,38,622	1,29,553	9,069	1,38,622
Laboratory Training Committee	7,85,011	(6,04,197)	54,951	-	-	2,35,765	3,22,910	(87,145)	2,35,765
Health Education Materials	24,67,463	-	1,72,722	-	-	26,40,185	24,67,463	1,72,722	26,40,185
Ms. A. Cherian's Prize Money	1,80,571	-	12,640	-	-	1,93,211	1,80,571	12,640	1,93,211
August India Scholarship	5,51,444	(23,500)	38,601	-	-	5,66,545	5,51,444	15,101	5,66,545
Newdoerffer Memorial Fund	3,20,283	-	22,420	-	-	3,42,703	3,20,283	22,420	3,42,703
Ms.M.Sigamani Scholarship	5,16,486	5,600	36,154	-	-	5,58,240	5,16,486	41,754	5,58,240
Funds with Training Committees	45,62,039	(45,62,039)	-	-	-	-	-	-	-
Mid India Board of Examiner (MIBE)	-	-	-	-	-	-	3,99,609	300	3,99,909
Laboratory Training Committee	-	-	-	-	-	-	58,79,538	2,40,677	61,20,215
Medical Radiation Technologists Training Committee (MRTTC)	-	-	-	-	-	-	22,50,000	1,41,591	23,91,591
Medical Record Training Committee (MRTC)	-	-	-	-	-	-	11,24,845	2,15,826	13,40,671
Anesthesia Technology Training Committee (ATTC)	-	-	-	-	-	-	4,96,541	45,787	5,42,328
Optomology Technology Training Centre (OTTC)	-	-	-	-	-	-	-	5,00,000	5,00,000
Graduate School of Nursing (GSN) Indore	-	-	-	-	-	-	17,41,817	4,53,949	21,95,766
Total (D)	211,10,821	3,02,513	8,86,693			223,00,027	283,02,872	36,80,683	319,83,555
Short Term Deposits									
GRAND TOTAL (A+B+C+D) ₹	2694,33,070	166,55,902	28,64,243			2889,53,215	844,59,289	(60,52,240)	784,07,049

CHRISTIAN MEDICAL ASSOCIATION OF INDIA (FC Account)
SCHEDULE 'B'

SCHEDULE OF GRANTS RECEIVED AND UTILISED DURING THE YEAR 2015-16

Donor Agency	Balance as on 01.04.2015	Received during the year	Total as on 31.03.2016	Utilized during the year	Balance as on 31.03.2016
A. Foreign Grants					
Bread for the World	46,554	-	46,554	46,554	-
Bread for the World (<i>formerly known as EED</i>)	-	118,99,010	118,99,010	98,64,569	20,34,441
ICCO - Shalom Project	12,426	-	12,426	12,426	-
ICCO -The Netherlands	12,65,047	-	12,65,047	-	12,65,047
Tear Fund	9,15,765	17,76,529	26,92,294	9,15,765	17,76,529
Ecumenical Scholarship Program	56,245	-	56,245	56,245	-
ICMDA	10,36,379	97,08,765	107,45,144	69,36,000	38,09,144
ICMDA - World Congress		33,00,000	33,00,000	2,42,084	30,57,916
Disaster Reserve Fund	21,35,794	-	21,35,794	-	21,35,794
German Institute for Medical Science-DIFAM	5,21,635	-	5,21,635	-	5,21,635
Evangelical Lutheran Church In America	69,754	5,09,478	5,79,232	5,01,622	77,610
ICMDA - Regional Activities	2,14,673	3,11,248	5,25,921	1,10,496	4,15,425
American Embassy	2,86,975	4,11,592	6,98,567	6,98,567	-
Common Service Corpn.of united Church of Chris	2,45,902	2,66,765	5,12,667	-	5,12,667
C Masters Development Services	-	72,759	72,759	72,759	-
MIBE Grants	-	29,519	29,519	29,519	-
Palliative Care Society	-	30,000	30,000	-	30,000
The Presbyterian Church in Canada	18,19,980	-	18,19,980	2,68,609	15,51,371
Tomi M Thonnukizhi	-	-	-	-	-
Help the Hospices	-	57,500	57,500	-	57,500
Others	52,52,110	-	52,52,110	47,25,912	5,26,198
Centre for Disease Control Prevention (CDC)	129,05,495	856,53,665	985,59,160	967,36,005	18,23,155
Total A	267,84,734	1140,26,830	1408,11,564	1212,17,132	195,94,432
B. Bank Interest	-	13,58,752	13,58,752	13,58,752	-
C. Rent	-	58,06,620	58,06,620	58,06,620	-
D. Malaria Project	13,52,517	166,78,280	180,30,797	180,30,797	-
E.TB Project	53,10,887	1,37,795	54,48,682	54,48,682	-
Total C	66,63,404	239,81,447	306,44,851	306,44,851	195,94,432
GRAND TOTAL (A+B+C)	334,48,138	1380,08,277	1714,56,416	1518,61,983	195,94,432



CHRISTIAN MEDICAL ASSOCIATION OF INDIA
SCHEDULE - 'C'

Schedule of Current Liabilities as on 31.03.2016

S.No.	Prev. Year	Particulars	Amount (₹)
1	25,000	BNESIB	-
2	2,24,357	Care India Advance	-
3	6,47,982	Ex-Gratia	53,81,304
4	2,73,905	Hospital Administrative Course	4,08,905
5	7,07,000	MIBE, Nagpur	4,79,883
6	3,17,525	MIBE,GSN	-
7	-	NABH Accreditation	2,85,000
8	10,76,304	Fellowship in Pallative Care Medicine	17,76,804
9	-	PF Payable	2,45,968
10	-	Scudder Hospital	75,000
11	7,41,802	Service Tax	17,63,882
12	-	Malaria Project	17,19,912
13	3,00,000	Telemedicine Project	-
14	2,14,993	TDS	8,28,292
	45,28,868	Total (₹)	129,64,950



CHRISTIAN MEDICAL ASSOCIATION OF INDIA

SCHEDULE - 'D'

Schedule of Security Deposit as on 31.03.2016

S.No.	Prev. Year	Particulars	Amount (₹)
1	5,61,320	Indian Bank Rent	5,61,320
2	28,000	EHA Rent	-
3	1,00,000	Maple Imaging- Rent	1,00,000
4	1,05,000	CFI Charitable- Rent	1,05,000
5	1,05,000	CFI Ministries - Rent	1,05,000
6	60,000	Viva India - Rent	60,000
7	-	Share Project	3,00,000
8	90,000	PTCC Project	90,000
	10,49,320	Total (₹)	13,21,320



CHRISTIAN MEDICAL ASSOCIATION OF INDIA
SCHEDULE "E"
Schedule of Fixed Assets as on 31.03.2016


Particulars	Opening Balance as on 01.04.2015	Addition during the year	Total as on 31.03.2016	Rate	Depreciation for the year transferred to Capital Fund	Balance as on 31.03.2016
Immovable Property: (A)						
Building	320,40,517	79,25,040	399,65,557	2%	7,99,311	399,65,557
G.S. Residence	26,53,285	-	26,53,285	2%	53,066	26,53,285
Land	270,45,302	-	270,45,302		-	270,45,302
Training Committees:						
Land	109,78,321	-	109,78,321		-	109,78,321
Building	15,11,366	-	15,11,366	2%	30,227	15,11,366
Well	1,10,675	27,350	1,38,025	2%	2,487	1,38,025
Total Immovable Property (A)	743,39,466	79,52,390	822,91,856		8,85,091	822,91,856
Movable Property: (B)						
Equipments: (B-1)						
Training Team Equipments	10,532	-	10,532	10%	-	10,532
Audio Visual	28,140	-	28,140	10%	-	28,140
Projector/ Micro Phone	80,997	-	80,997	10%	8,100	80,997
Computers	91,05,563	53,000	91,58,563	10%	9,13,206	91,58,563
Overhead Projector	52,875	-	52,875	10%	5,288	52,875
Library Equipments	1,01,805	-	1,01,805	10%	-	1,01,805




Particulars	Opening Balance as on 01.04.2015	Addition during the year	Total as on 31.03.2016	Rate	Depreciation for the year transferred to Capital Fund	Balance as on 31.03.2016
Training Committees						
Computers	7,13,255	-	7,13,255	10%	71,326	7,13,255
BriefCase	106	-	106	10%	11	106
Calculator	86	-	86	10%	9	86
Fax Machine	6,200	-	6,200	10%	-	6,200
LCD Projector	46,536	-	46,536	10%	4,654	46,536
Photography Machine	56,750	-	56,750	10%	5,675	56,750
Phone Instruments	296	-	296	10%	30	296
Typewriter	7,250	-	7,250	10%	725	7,250
Steel Almirah	5,450	-	5,450	10%	545	5,450
Equipments	13,81,820	-	13,81,820	10%	1,38,182	13,81,820
Global Fund - TB Project						
Computers	3,29,413	-	3,29,413	10%	32,941	3,29,413
Global Fund - Malaria Project						
Computers	6,82,785	-	6,82,785	10%	68,279	6,82,785
CDC Assets						
Air Conditioner	-	2,58,747	2,58,747	10%	18,628	2,58,747
Office Equipment	-	3,30,281	3,30,281	10%	25,442	3,30,281
Computers Laptops	-	9,27,711	9,27,711	10%	73,056	9,27,711
Furniture and Fixtures	-	12,01,976	12,01,976	5%	30,049	12,01,976
Total (B-1)	126,09,859	27,71,715	153,81,574		13,96,144	153,81,574



Particulars	Opening Balance as on 01.04.2015	Addition during the year	Total as on 31.03.2016	Rate	Depreciation for the year transferred to Capital Fund	Balance as on 31.03.2016
Vehicles: (B-2)						
Vehicles	25,65,391		25,65,391	10%	1,16,995	25,65,391
Total (B-2)	25,65,391	-	25,65,391		1,16,995	25,65,391
Furniture, Fixture & Office Equipments: (B-3)						
Furniture & Fixtures	42,21,161	79,635	43,00,796	5%	2,14,129	43,00,796
E.P.A.B.X.	1,17,395		1,17,395	10%	11,740	1,17,395
Generators	3,47,231		3,47,231	10%	-	3,47,231
Office Equipments	39,82,468	2,04,513	41,86,981	10%	2,22,851	41,86,981
Franking Machine	71,120		71,120	10%	-	71,120
Fax	88,580		88,580	10%	-	88,580
Coolers/ Fans	2,08,438	9,360	2,17,798	10%	8,139	2,17,798
Water Coolers	38,533		38,533	10%	1,315	38,533
Air Conditioners	27,64,002	1,33,556	28,97,558	10%	1,29,818	28,97,558
Electrical Installation	1,65,113		1,65,113	10%	16,511	1,65,113
Intercoms	73,529		73,529	10%	-	73,529
Library	1,01,445		1,01,445	10%	-	1,01,445
Refrigerators	90,670		90,670	10%	7,645	90,670
Mobile Device	4,35,953		4,35,953	10%	43,595	4,35,953
Mid India Board of Examiner	1,72,002		1,72,002	10%	-	1,72,002
South India Board of Nursing Education	35,402	-	35,402	10%	-	35,402



Particulars	Opening Balance as on 01.04.2015	Addition during the year	Total as on 31.03.2016	Rate	Depreciation for the year transferred to Capital Fund	Balance as on 31.03.2016
Training Committees						
Furniture	5,06,959	-	5,06,959	5%	25,348	5,06,959
Library Books	2,62,939	59,973	3,22,912	10%	29,293	3,22,912
Global Fund - TB Project						
Furniture & Fixtures	38,428	-	38,428	5%	1,921	38,428
Office Equipments	37,000	-	37,000	10%	3,700	37,000
Global Fund - Malaria Project						
Furniture & Fixtures	4,28,080	-	4,28,080	5%	21,404	4,28,080
Office Equipments	3,14,135	-	3,14,135	10%	31,414	3,14,135
Air Conditioners	40,149	-	40,149	10%	4,015	40,149
Total (B-3)	145,40,732	4,87,037	150,27,769		7,72,836	150,27,769
Total Movable Property (B)	297,15,982	32,58,752	329,74,734		22,85,975	329,74,734
Grand Total (A+B) (₹)	1040,55,448	112,11,142	1152,66,590		31,71,066	1152,66,590



Christian Medical Association of India

Schedule " F "

Schedule of Current Assets, Loans and Advances as on 31.03.2016

S.No	Prev. Year	Particulars	Schedule	Amount (₹)
1	1,51,013	Tax deducted at source 2008-2009		-
2	4,870	Tax deducted at source 2009-2010		-
3	5,800	Tax deducted at source 2010-2011		-
4	67,634	Tax deducted at source 2011-2012		-
5	1,34,128	Tax deducted at source 2012-2013		-
6	6,60,960	Tax deducted at source 2013-2014		-
8	6,08,107	Tax deducted at source 2014-2015		6,08,107
9	-	Tax deducted at source 2015-2016		63,50,235
	-	Staff Emergency Loan		17,000
10	61,40,498	Security Deposits	F (I)	62,37,468
11	2,07,615	Festival Advance	F (II)	80,375
12	25,000	House Hold Assets Advance	F (III)	-
14	3,50,009	Staff Advance	F (IV)	9,04,414
15	61,44,182	Other Advance	F (V)	136,92,908
	144,99,816	Total (₹)		278,90,507



Christian Medical Association of India

Annexure - F (I)

List of Security Deposits as on 31.03.2016

S.No	Prev. Year	Particulars	Amount (₹)
1	1,32,000	Mure Memorial Hospital, Nagpur	1,32,000
2	5,500	Essar Cell Phone	5,500
3	70,000	Suguna Chander Swamy - Chennai	1,50,000
4	5,00,000	CNI Church Association	5,00,000
5	18,000	Ravinder Singh Kohli	-
6	22,000	Kusum Ambasta	-
7	-	Bihar office -Rent Security	2,15,700
8	-	P Saravana Kumar- Vellore Office	20,000
9	-	NCCI	1,00,000
10	1,000	Bharati Infotel Ltd.	1,000
11	3,000	Airtel - Int'l Roaming	3,000
12	1,77,700	Care Rent- Bihar	-
13	15,000	Pioneer Systems Corporation	15,000
14	15,000	Saramma Henry (ICMDA)	15,000
15	40,000	Vikram Arora	-
16	50,00,000	I G N O U	50,00,000
17	2,650	BSNL (Shillong)	2,650
18	40,068	Security Deposit - GSN	42,618
19	63,580	Freddie Alfred Wallang- Shillong	-
20	4,500	R Pakunge	4,500
21	5,000	C. Lalhumhima	5,000
22	4,500	C. Lalchamreia Sailo	4,500
23	12,000	Y. Laloo	12,000
24	4,000	B. Khyriem	4,000
25	5,000	Aizawl Club	5,000
	61,40,498	Total (₹)	62,37,468



Christian Medical Association of India

Annexure - F (II)

List of Festival Advance as on 31.03.2016

S.No	Prev. Year	Particulars	Amount (₹)
1	19,775	Abhijeet Sangma	-
2	17,400	Bimal Charles	-
3	12,300	Christina Kumudini	-
4	9,450	Elizabeth Mathew	-
5	14,400	Elsy Thomas	-
6	17,700	Jancy Johnson	-
7	6,960	M. Chellammal	4,800
8	12,300	Kanta David	8,360
9	3,680	Chandrashekar	-
10	13,440	Mercy Jose	9,280
11	5,400	Rajesh Lal	3,740
12	6,000	Raju V.G.	-
13	3,760	Ratna Joy	5,820
14	-	Ranganathan	3,495
15	6,000	Ravi Sharma	4,120
16	12,000	Rebecca Benjamin	-
17	12,000	Ruby Joseph	8,200
18	-	S.K. Joshi	2,985
19	12,300	Samuel V.J.	10,400
20	-	Saraswathi Devaraj	4,375
21	13,650	Susamma Mathew	9,100
22	9,100	Sonia John	-
23	-	Wilson Masih	5,700
	2,07,615	Total (₹)	80,375

Annexure - F (III)

List of Household Assets Advance as on 31.03.2016

S.No	Prev. Year	Name	Amount (₹)
1	3,500	Kanta David	-
2	5,000	Raju V.G.	-
3	5,000	Ratna Joy	-
4	2,500	Rajesh Lal	-
5	5,000	Tojo Thomas	-
6	2,000	Yuhanna Pradhan	-
7	2,000	Thapa	-
	25,000	Total (₹)	-



Christian Medical Association of India

Annexure - F (IV)

List of Staff Advances as on 31.03.2016

S.No	Prev. Year	Particulars	Amount (₹)
1	55,824	Abhijeet Sangma	33,500
2	-	Asher	(1,937)
3	-	Ashley Thomas	(5,293)
4	13,708	Bimal Charles	-
5	6,826	Chandrashekharan	-
6	8,500	Elizabeth Mathew	5,65,200
7	19,000	Helena R Joseph	-
8	-	Jacob Bernard	725
9	63,836	Jancy Johnson	(1,120)
10	24,685	Joseph Raj Thananki	-
11	-	Kundan Singh	(7,587)
12	1,37,438	Manoranjan Nayak	-
13	-	Dr.Priya John	1,90,000
14	-	Rogin Lawarance	2,100
15	-	Ravi Sharma	1,000
16	-	Rebecca Benjamin	20,000
17	5,000	S.Paulraj	-
18	-	Saharsha	46,666
19	-	Sujatha Atri	30,000
20	-	Sarvana Kumar	10,000
21	-	Savita Solomon	20,160
22	15,192	Susamma Mathew	-
23	-	Wilson Masih	1,000
	3,50,009	Total (₹)	9,04,414



Christian Medical Association of India

Annexure - F (V)


List of Other Advances as on 31.03.2016

S.No	Prev. Year	Particulars	Amount (₹)
1	42,436	Care India Co.	60,67,221
2	-	MIBE-GSN Account	1,30,510
3	-	LTC - Advance	77,352
4	23,000	BNESIB Account	-
5	8,189	Post Master, NIE, New Delhi	-
6	8,500	Kar Pe Diem	-
7	1,10,496	Dr. Sam David - ICMDA	-
8	16,671	YMCA Tourist Hostel	-
10	2,251	Indian Bank	2,14,238
11	-	Share India	1,14,950
12	1,00,000	Sterling Resources Pvt. Ltd. - ICMDA	-
13	10,000	NCCI, Nagpur	1,00,000
14	-	CFI Charitable Trust	10,585
15	-	ICMDA Advance	2,80,000
16	-	GSN Indore	45,333
17	-	CFI Ministries	11,664
18	-	CCH	2,700
19	-	Leonia Holistics-ICMDA	15,00,000
20	4,74,293	Care India Co.Advance	34,24,285
21	50,000	Swiftware Solutions	53,838
22	1,50,000	Fellowship in Palliative Medicine	1,50,000
23	1,960	Emmaual Health Association	-
24	2,00,000	Exinosis Tech. P Ltd.	-
25	-	1,01,124 Christian Coalition for Health	-
26	4,75,000	Biennial Conference- Advance- Clark	-
27	75,000	OTTC - Advance	-
28	-	Advance-DTTC	(2,878)
29	24,22,933	CDC - Project Advance	9,23,691
30	82,734	Other Advances (GSN Indore)	30,336
31	30,899	Other Advances (MRTC)	-
32	6,000	Staff Advance	-
33	1,03,831	Advance to Training Committees	-
34	49,878	Mapple Imaging Solutions	1,62,102
35	88,143	Malaria Project	2,61,027
36	17,13,092	TB Project	1,35,954
	61,44,182	Total (₹)	136,92,908



Christian Medical Association of India
Schedule "G"
Schedule of Cash & Bank Balances as on 31.03.2016

S.No	Prev. Year	Particulars	Amount (₹)
1	1,37,534	Cash in Hand (as per list)	1,61,634
		Bank Balances	-
2	119,01,983	With Syndicate Bank, Delhi, A/c 90542010013068 (FC)	2,40,900
	104,06,983	With Syndicate Bank, Delhi, A/c 90542010127858 (FC)	20,34,441
3	-	With State Bank of India, Delhi A/c 33462593374 (FC)	3,86,764
	-	With State Bank of India, Chennai A/c (FC)	3,53,273
4	8,12,685	With Syndicate Bank, Muzaffarpur A/c 749022071332 (FC)	3,643
5		With Axis Bank, Vellore A/c 911010032902183 (FC)	9,05,878
6	-	Short Term Deposit - Syndicate Bank	160,07,976
7	2,085	With Syndicate Bank, Bangalore A/c 04482010012720	2,111
8	15,375	With Syndicate Bank, Ranchi A/c 752022017630	15,375
9	1,36,813	With Syndicate Bank, Bangalore, A/c 04482010087583 (LC)	2,47,448
10	60,22,844	With Indian Bank, Delhi, 424514710 (LC)	27,34,417
11	10,89,096	With Indian Bank, Delhi 424514448 (LC)	30,50,205
12	9,66,196	With Syndicate Bank, Delhi, A/c 90542010013203 (LC)	2,97,012
13	2,51,722	With Syndicate Bank, Delhi, A/c 90542010017050 (Gratuity)	2,10,638
14	13,374	With Syndicate Bank, Delhi, A/c 90542010059243 (Superannuation)	1,07,164
15	22,439	With Syndicate Bank, Nagpur, A/c 52572016480	22,439
		With Indian Bank, Delhi, A/c 6345123904	- 47,55,690
16	3,49,165	With State Bank of India, A/c 30168169837, Delhi	6,37,419
17	12,04,649	With State Bank of India, A/c 31691344670, Delhi (GF- Malaria)	29,336
18	37,54,960	With State Bank of India, A/c 31261415702, Delhi (GF-TB)	7,772
19	-	Short Term Deposit - State Bank of India (GF- TB)	-
20	1,75,938	With State Bank of India, Nagpur, A/c 11172272046 (MIBE) (CMAI)	7,76,898
21	6,82,649	With State Bank of India, Nagpur, A/c 11172272499 (MIBE)	3,16,422
22	7,546	With Syndicate Bank, Bangalore, A/c 04482010014444 (BNESIB) (CMAI)	26,382
23	1,50,646	With Syndicate Bank, Bangalore, A/c 04482010014091 (BNESIB)	2,12,480
24	64,672	With State Bank of India, A/c 20575 (CAMS) (CMAI)	1,48,325
25	3,98,443	With State Bank of Travancore, Vellore, A/c 57008066245 (LTC)	4,74,380
26	2,47,313	With South Indian Bank, Vellore, A/c 0131053000035102 (LTC)	2,75,436
27	2,04,485	With Central Bank of India, Vellore, A/c 1465115121 (MRITC)	1,27,830
28	1,28,456	With Indian Overseas Bank, A/c 010301000031881 (MRTC)	1,95,944
29	1,86,248	With State Bank of Travancore, A/c 57025103165 (ATTC)	2,43,582
30	6,20,348	With State Bank of India, A/c 10214005151 (OTTC)	2,15,059
31	22,579	With Federal Bank, A/c 13760100022213 (CATTC)	23,493
	-	With Canara Bank-DTC	71,082
32	28,268	With State Bank of India A/c no. 53014344375, Indore (MIBE-GSN) (FC)	-
33	43,810	With State Bank of India A/c no. 53014344353, Indore (MIBE-GSN)	1,62,973
34	1,709	With State Bank of India A/c no. 32312372344, Indore (MIBE-GSN)	16,918
35	15,814	With State Bank of India A/c no. 53014344386, Indore (MIBE-GSN)	1,709
	401,48,439	Total (₹)	259,89,068



Christian Medical Association of India
List of Cash in Hand as on 31.03.2016

S.No	Prev. Year	Particulars	Amount (₹)
1	7,000	At Delhi Office	17,815
2	1,084	At Muzafarppur office	1,791
3	31,192	At ICMDA Vellore Office	29,994
4	5,542	At Delhi Office with GF-TB	-
5	24,725	At Delhi Office with GF-Malaria	-
6	6,036	At Bangalore Office	-
7	5,854	At Nagpur with MIBE	36,075
8	28,107	At Bangalore with BNESIB	31,610
9	14,311	At Vellore with LTC	7,989
10	327	At Vellore with MRTC	3,728
11	415	With CATTTC	23,484
12	-	OTTC	4,734
13	12,941	At Indore with MIBE - GSN	4,414
	1,37,534	Total (₹)	1,61,634



CHRISTIAN MEDICAL ASSOCIATION OF INDIA

SCHEDULE "H": ACCOUNTING POLICIES AND NOTES FORMING PART OF THE ACCOUNTS
FY 2015-16

A) SIGNIFICANT ACCOUNTING POLICIES

1) **Fixed Assets:-**

Fixed Assets are stated at their Original Cost of acquisition including incidental expenses related to acquisition and installation.

2) **Depreciation:-**

Depreciation on Fixed Assets is provided on Straight Line Method at the rates as decided by the Management and is transferred to the Capital Fund.

3) **Investments:-**

Investments are stated at cost.

4) **Income from Investments:-**

Income from Investments against earmarked funds or on other fixed deposit is accounted for as and when received

5) **Revenue Recognition:-**

All foreign grants and other grants received during the year are credited to general grants account at the time of receipt and income in respect of such grants received is recognized to the extent of expenditure during the year. All other incomes are recognized on receipt basis and expenses are recognized when paid rather than when the obligation is incurred.

6) **Retirement Benefits:-**

- Encashment of leave standing to the credit of the employees are paid when the employee retires or leaves the Organization.
- Gratuity: The Trust has formed a separate gratuity fund and contributions @ 5% of Basic and DA is made to the fund.
- Superannuation Plan: The Trust has taken a policy from the Life Insurance Corporation of India (LIC) for the superannuation benefits of its employees who are eligible as per the scheme and necessary contribution for the liability on this account is made as per the Scheme of LIC.
- Provident Fund: Contributions of Employees and Employer are paid to Regional Provident Fund Commissioner as per the provisions of The Employees Provident Funds & Miscellaneous Provisions Act, 1952.

B) NOTES TO ACCOUNTS

1) Accounts of the following committee/ project which have been audited by other Auditors have been incorporated in the financial statements:

- Dialysis Technology Training Committee
- Global Fund – TB & Malaria Projects
- Centre for Disease Control & Prevention (CDC)

2) Previous year figures have been regrouped / re-arranged wherever necessary.

Signatories to Schedules A to H and 1 & 2



SANJIV UBGADÉ

Partner

M. No. 036193


FOR & ON BEHALF OF

S. L. BODHANKAR & CO

Chartered Accountants

Firm Registration No. 101538W

Delhi, Dated 29th August, 2016





Deepti Singh

Finance Manager



Dr. Bimal Charles
General Secretary

FOR & ON BEHALF OF
CHRISTIAN MEDICAL ASSOCIATION OF INDIA



*Financial Statements
Of*

**CHRISTIAN MEDICAL ASSOCIATION OF INDIA,
NAGPUR
For the year ended 31st March, 2016**

**S. L. BODHANKAR & CO.,
CHARTERED ACCOUNTANTS**