

**Financial statements
Of
CHRISTIAN MEDICAL ASSOCIATION OF INDIA,
NAGPUR
(LOCAL & FOREIGN CONTRIBUTION CONSOLIDATED)
For the year ended 31st March, 2020**

**K.K. MANKESHWAR & CO.,
CHARTERED ACCOUNTANTS**

INDEPENDENT AUDITOR'S REPORT

We have audited the attached Balance Sheet of **CHRISTIAN MEDICAL ASSOCIATION OF INDIA** as at 31st March 2020 and also the Income & Expenditure Account for the year ended on that date annexed thereto. These financial statements are the responsibility of the Management. Our responsibility is to express an opinion on these statements based on our audit.

We have conducted our audit in accordance with auditing standards generally accepted in India. *However, as this period's audit was conducted within the limitations imposed due to the Covid 19 pandemic certain verifications, normally undertaken during the course of audit, could not be carried out.*

The auditing standards generally accepted in India require that we plan and perform the audit to obtain reasonable assurance about whether the financial statements are free of material misstatement. An audit includes, examining on test basis, evidence supporting the amounts and disclosures in the financial statements. An audit also includes assessing the accounting principles used and significant estimates made by management, as well as evaluating the overall financial statement presentation. We believe that our audit provides a reasonable basis for our opinion.

1. Further, we report that:

- (i) We have obtained all the information and explanations, which to the best of our knowledge and belief were necessary for the purpose of our audit.
- (ii) In our opinion, the institution has kept proper books of account as required by law so far as it appears from our examination of those books.
- (iii) Balance Sheet and Income & Expenditure account dealt with by this report are in agreement with the books of account.
- (iv) In our opinion and to the best of our information and according to the explanations given to us, the said accounts give a true and fair view in conformity with the accounting principles generally accepted in India:



1. In the case of the Balance Sheet, of the state of affairs of the institution as at 31st March, 2020

And

2. In the case of the Income & Expenditure Account, of the **Surplus** for the year ended on 31st March, 2020



Ashwin Mankeshwar

Partner

Membership No. 046219

For & on behalf of

K.K.Mankeshwar & Co.,

Chartered Accountants

FRN: 106009W

UDIN: 20046219AAAGM7962




Nagpur, dated the
29th August, 2020

CHRISTIAN MEDICAL ASSOCIATION OF INDIA
BALANCE SHEET AS AT 31ST MARCH 2020

PRE-YEAR	SOURCES OF FUNDS	SCH	AMOUNT (Rs)	AMOUNT (Rs)
	FUNDS & LIABILITIES			
3157,60,700	Funds	A		3202,23,144
	LIABILITIES			
214,73,766	Grants Received in advance	B		101,94,150
193,49,380	Other Liabilities	C		91,96,463
14,87,320	Security Deposit	D		10,82,320
3580,71,166	Total (Rs)			3406,96,077
PRE-YEAR	APPLICATION OF FUNDS	SCH	AMOUNT (Rs)	AMOUNT (Rs)
	FIXED ASSETS			
895,64,929	Immovable Property	E	895,64,929	1219,39,070
327,31,219	Movable Property		323,74,141	
753,10,888	Investments	A		674,70,636
212,36,631	Current Assets, Loans & Advances	F	154,08,764	400,99,638
272,55,528	Cash and Bank Balances	G	246,90,874	
	Income and Expenditure Account			
1119,71,971	Balance as per last year		1119,71,971	1111,86,733
-	Less : Surplus during the year		7,85,238	
	Significant Accounting Policies And Notes	I		
3580,71,166	Total (Rs)			3406,96,077

As per our report of even date



Ashwin Mankeshwar

Partner

Membership No. 046219

For and on behalf of

K. K. Mankeshwar & Co.

Chartered Accountants


FRN : 106009W

UDIN : 20046219AAAAGM7962

Nagpur

Dated : 29th August, 2020





Thampy Mathews

Treasurer



Dr. Priya Letitia John

General Secretary

For Christian Medical Association of India



CHRISTIAN MEDICAL ASSOCIATION OF INDIA
INCOME AND EXPENDITURE ACCOUNT FOR THE YEAR ENDED 31ST MARCH 2020

PRE-YEAR	INCOME	SCH	AMOUNT (Rs)	AMOUNT (Rs)
1108,59,153	Foreign Grants			1247,08,833
	Donations & Contributions			
2,75,700	General Donation		5,22,355	
16,12,401	Human Resource Development		11,71,243	
21,50,879	Workshop & Seminar		39,30,242	
7,98,473	Other Receipts	H	59,635	
184,30,160	Training Committees Income		189,25,525	
59,48,763	Rent		65,87,008	
7,44,442	Laws on Hospital Administration Course		2,79,656	
262,80,263	ICMDA World Congress		-	
17,80,000	Becton Dickinson India Pvt.Ltd		-	
419,73,532	Care India Co.Project		272,40,867	
11,092	Students Membership		36,458	587,52,989
-	Profit on Sale of Assets (Net)			18,036
3,63,052	Palliative Medicine Fellowship		10,61,838	
10,17,359	Membership Fees		12,21,900	
3,61,708	Interest on Investment with LIC		-	
			22,83,738	
13,79,067	Less : Transferred fund account		22,83,738	-
8,93,803	Projects Fixed Assets			
-	Interest on Income Tax Refund			3,03,420
	Bank Interest			
13,22,059	Savings Bank		16,62,069	
90,69,096	Fixed Deposit		50,64,393	
			67,26,462	
32,71,333	Less: Transferred to Fund Account		16,52,932	50,73,530
88,32,265	Deficit for the year			-
2280,73,800	Total (Rs)			1888,56,808

PRE-YEAR	EXPENDITURE	SCH	AMOUNT (Rs)	AMOUNT (Rs)
	Amount spent on the objectives of the trust			
1750,44,008	Community Health Activities		419,25,202	
186,62,532	Training Programmes		196,02,985	
18,53,056	Regional Membership Development		18,36,501	
34,59,536	Advocacy & Networking		24,43,881	
162,64,937	General Administration		102,09,732	
21,03,364	Health Education Literature - IC		11,59,952	
-	CDC Project Exp.		545,76,063	
-	Care India Co.Projects		542,47,623	1860,01,939
76,64,162	Capital Expenditure			14,18,004
-	Amount transferred to Capital Account			17,75,082
30,22,205	Depreciation			24,26,709
-	Surplus during the year			7,85,238
2280,73,800	Total (Rs)			1888,56,808

As per our report of even date


Ashwin Mankeshwar
 Partner
 Membership No. 046219
 For and on behalf of
K. K. Mankeshwar & Co.
 Chartered Accountants
 FRN : 106009W
 UDIN : 20046219AAAAGM7962




Thampy Mathews
 Treasurer


Dr. Priya Letitia John
 General Secretary
For Christian Medical Association of India



Nagpur
 Dated : 29th August, 2020

CHRISTIAN MEDICAL ASSOCIATION OF INDIA
CONSOLIDATED LOCAL CONTRIBUTION
RECEIPT AND PAYMENT ACCOUNT FOR THE YEAR ENDED 31ST MARCH 2020

PRE-YEAR	RECEIPTS	SCH	AMOUNT (Rs)	AMOUNT (Rs)
	Opening Balance			
1,09,317	Cash in hand			
194,67,620	Cash at Bank		93,629	
745,94,781	Investments		271,61,899	
62,89,768	Security Deposit		753,10,888	
542,84,449	Advances		9,72,118	
			202,64,513	1238,03,047
803,37,325	Foreign Grants			1134,15,362
	Donations & Contributions			
2,75,700	General Donation		5,22,355	
16,12,401	Human Resource Development		11,71,243	
21,50,879	Workshop & Seminar		39,30,242	
7,98,473	Other Receipts		59,635	
184,30,160	Income from Training Committees	H	189,18,749	
59,48,763	Rent		65,87,008	
419,73,532	Care India Co.Project		272,40,867	
262,80,263	ICMDA World Congress		-	
11,092	Students Membership		36,458	
7,44,442	Hospital Administration Course		2,79,656	
17,80,000	Becton Dickinson India Pvt.Ltd.		-	587,46,213
-	Sale of Assets		-	7,75,000
	Funds			
3,63,052	Palliative Medicine Fellowship		10,61,838	
10,17,359	Membership Income		12,21,900	
-	Boards & Training Committee funds		10,71,950	33,55,688
3,61,708	Interest on Investment with LIC		-	-
(13,79,067)	Transferred to Fund account		-	-
53,89,000	Other funds		-	7,55,528
-	Interest on Income Tax Refund		-	3,03,420
	Bank Interest			
13,22,059	Savings Bank		16,75,924	
90,69,096	Fixed Deposit		50,64,393	
			67,40,317	
(32,71,333)	Less : Transferred to Funds, Boards & TCs		22,97,928	44,42,389
3479,60,839	Total (Rs)			3055,96,647
PRE-YEAR	PAYMENTS	SCH	AMOUNT (Rs)	AMOUNT (Rs)
1750,44,008	Community Health Activities		419,25,202	
186,62,532	Training Programmes		133,78,382	
18,53,056	Regional Membership Development		18,36,501	
34,59,536	Advocacy & Networking		24,43,881	
162,64,937	General Administration		97,64,660	
21,03,364	Health Education Literature - IC		11,59,952	
-	CDC Project Exp.		545,76,063	
-	Care Projects		542,47,623	1793,32,264
67,70,359	Capital Expenditure		-	14,18,004
-	Other funds Transfer		-	172,76,105
	Closing Balance			
93,629	Cash in hand		47,851	
271,61,899	Cash at bank		246,43,023	
753,10,888	Investments		674,70,636	
9,72,118	Security Deposit		11,88,578	
202,64,513	Advances		142,20,186	1075,70,274
3479,60,839	Total (Rs)			3055,96,647

AS PER OUR REPORT OF EVEN DATE

Ashwin Mankeshwar
 Partner
 Membership No. 046219
 For and on behalf of
K. K. Mankeshwar & Co.
 Chartered Accountants
 FRN : 106009W
 UDIN : 20046219AAAAGM7962



Thampy Mathews
 Treasurer

Dr. Priya Letitia John
 General Secretary

For Christian Medical Association of India



Nagpur
 Dated : 29th August, 2020

**CHRISTIAN MEDICAL ASSOCIATION OF INDIA
SCHEDULE 'A'
FUNDS AND INVESTMENTS AS ON 31.03.2020**

Particulars	FUNDS				INVESTMENTS		
	Op. Balance 01-04-2019 2	Receipts / Income	Payments/ Transfer	Closing Balance 31-03-2020 5 (2+3-4)	Op. Balance 01-04-2019 6	Addition during the year 7	Closing Balance 31-03-2020 8 (6+7)
A. GENERAL FUNDS							
Trust Funds	1222,96,148	14,18,004	17,75,082	1219,39,070	-	-	-
General Endowment	458,25,748	-	-	458,25,748	-	-	-
Capital Fund	847,76,540	24,26,709	10,06,218	861,97,031	44,21,259	(44,21,259)	-
Gratuity Fund	52,96,572	6,50,515	11,58,866	47,88,221	52,96,572	(2,97,496)	49,99,076
Development Fund	98,12,876	-	-	98,12,876	98,12,876	(98,12,876)	-
Development Fund-PF	4,94,638	-	-	5,30,301	4,94,638	(4,03,093)	91,545
Total (A)	2685,02,522	44,95,228	39,40,166	2690,93,247	200,25,345	(149,34,724)	50,90,621
B. H. R. D.							
Doctors	11,58,901	-	-	11,58,901	11,58,901	-	11,58,901
Nurses	11,47,068	-	-	11,47,068	11,47,068	-	11,47,068
Administrators	12,03,747	-	-	12,03,747	12,03,747	-	12,03,747
Allied Health Professional	15,85,857	-	-	15,85,857	15,85,857	-	15,85,857
Chaplains	8,39,119	-	-	8,39,119	8,39,119	-	8,39,119
Total (B)	59,34,692	-	-	59,34,692	59,34,692	-	59,34,692
C. MEMBERSHIP							
Doctors	24,63,552	65,226	-	25,28,778	24,63,552	65,226	25,28,778
Nurses	65,68,976	3,25,772	-	68,94,748	65,68,976	3,25,772	68,94,748
Administrators	5,48,491	32,212	-	5,80,703	5,48,491	32,212	5,80,703
Allied Health Professional	11,11,108	36,450	-	11,47,558	11,11,108	36,450	11,47,558
Chaplains	6,47,979	28,820	-	6,76,799	6,47,979	28,820	6,76,799
Institutional (Permanent)	23,04,337	7,33,420	-	30,37,757	23,04,337	7,33,420	30,37,757
Total (C)	136,44,443	12,21,900	-	148,66,343	136,44,443	12,21,900	148,66,343
D. EDUCATION AND TRAINING-DELHI H.O.							
Central Education Board	15,46,957	1,11,536	-	16,58,493	15,46,957	1,11,536	16,58,493
Alice Zachariah Memorial	8,26,228	59,572	-	8,85,800	8,26,228	59,572	8,85,800
Gillian Fair Bank	10,58,984	76,353	-	11,35,337	10,58,984	76,353	11,35,337
Nurses Scholarship	1,85,068	88,000	-	1,10,411	1,85,068	(74,657)	1,10,411
A. H. P. Silver Jubilee	21,45,857	1,54,716	-	23,00,573	21,45,857	1,54,716	23,00,573
Health Education Materials	28,19,454	-	-	28,19,454	28,19,454	-	28,19,454
Ms. A. Chertian's Prize Money	2,38,684	9,000	-	2,47,684	2,38,684	8,209	2,46,893
August India Scholarship	6,99,885	50,462	-	7,50,347	6,99,885	50,462	7,50,347
Ms. M. Sigamani Scholarship	7,42,625	53,543	-	8,26,868	7,42,625	84,243	8,26,868
Samuel Karunakaran Memorial-Endowment Fund	1,00,000	7,210	-	1,04,210	1,00,000	4,210	1,04,210
Lily Karunakaran Memorial-Endowment Fund	50,000	3,605	-	51,605	50,000	1,605	51,605
Dr. Shane Mathew Memorial Fund	9,64,472	21,400	-	10,55,410	9,64,472	90,938	10,55,410
E. EDUCATION AND TRAINING-BOARDS & TCs							
Mid India Board of Examiner, Nagpur	57,00,555	3,73,500	4,11,010	64,85,065	57,00,555	7,84,510	64,85,065
Graduate School of Nursing (GSN) Indore	24,87,160	21,215	-	25,08,375	18,37,004	(5,06,225)	13,30,779
Graduate School of Nursing (GSN) Indore	-	-	-	-	1,87,031	2,00,516	2,00,516
BNESIB, Bangalore	78,77,349	8,09,950	1,01,000	91,54,256	78,77,349	12,76,907	91,54,256
Laboratory Training Committee	2,35,765	-	-	2,35,765	2,35,765	-	2,35,765
F. OTHER INVESTMENTS							
Mid India Board of Examiner (MIBE)	-	-	-	-	4,59,415	1,00,473	5,59,888
Laboratory Training Committee	-	-	-	-	41,51,673	3,96,612	45,48,285
(MRTTC)	-	-	-	-	17,29,533	1,24,700	18,54,233
Medical Record Training Committee (MRTC)	-	-	-	-	12,82,080	7,06,858	19,88,938
Anesthesia Technology Training Committee (ATTC)	-	-	-	-	3,92,322	6,62,962	10,55,284
Optomology Technology Training Centre (OTTCC)	-	-	-	-	3,25,467	8,12,783	11,38,250
Investment for Security Deposit	-	-	-	-	1,50,000	9,32,320	10,82,320
Total (D)	276,79,043	12,35,550	16,17,269	303,28,862	357,06,408	58,72,572	415,78,980
GRAND TOTAL (A+B+C+D)	3157,60,700	69,52,678	16,52,932	3202,23,144	753,10,888	(78,40,252)	674,70,636



CHRISTIAN MEDICAL ASSOCIATION OF INDIA (FC Account)

SCHEDULE - B

SCHEDULE OF GRANTS AND OTHER RECEIPTS RECEIVED AND UTILIZED DURING THE YEAR 2019-20

Donor Agency	Balance as on 01.04.2019	Received during the year	Total as on 31.03.2020	Utilised during the year	Balance as on 31.03.2020
A. Foreign Grants					
Bread for the world	90,00,843	185,39,648	275,40,491	257,60,709	17,79,782
ICCO -The Netherlands	12,65,047		12,65,047	-	12,65,047
Tear Fund	6,22,703	22,83,256	29,05,959	29,05,959	0
ICMDA	31,02,054		31,02,054	25,94,189	5,07,865
Disaster Reserve Fund	9,06,803		9,06,803	-	9,06,803
German Institute for Medical Science-DIFAM	5,21,635		5,21,635	-	5,21,635
Evangelical Lutheran Church In America	1,48,172	84,370	2,32,542	2,32,542	-
World Council of Churches	2,82,429	2,83,106	5,65,535	5,65,535	0
The Presbyterian Church in Canada	12,77,669	13,91,930	26,69,599	13,45,476	13,24,123
Presbyterian World Services & Development	4,84,603	30,73,837	35,58,440	30,11,116	5,47,324
Care India Solutions for Sustainable Development		321,77,200	321,77,200	314,65,149	7,12,051
Womens Missionery Society of PCC		10,93,600	10,93,600		10,93,600
Centre for Disease Control Prevention (CDC)	38,61,808	544,88,415	583,50,223	568,28,158	15,22,065
Total A	214,73,766	1134,15,362	1348,89,128	1247,08,833	101,80,295
B. Secondary Receipts					
a. Bank Interest	-	15,95,254	15,95,254	15,81,399	13,855
b. Rent	-	55,75,525	55,75,525	55,75,525	
Total B	-	71,70,779	71,70,779	71,56,924	13,855
Income Transferred to Income & Expenditure A/c (A+B)					
				1318,65,757	
C. Other Receipts					
a. Receipt from Sale of Assets	-	4,50,000	4,50,000	4,50,000	-
Total C	-	4,50,000	4,50,000	4,50,000	-
Total(A+B+C)	214,73,766	1210,36,141	1425,09,907	1323,15,757	101,94,150



(Handwritten mark)

CHRISTIAN MEDICAL ASSOCIATION OF INDIA

SCHEDULE - 'C'

Current Liabilities as on 31.03.2020

SL.No.	PRE-YEAR	PARTICULARS	AMOUNT (Rs)
1	13,744	ESI Payable	4,693
2	105,76,800	IGNOU Fees Sharing Payable	41,51,300
3	22,64,986	Pallative Medicine Fellowship	-
4	2,48,560	PF Payable	2,41,940
5	-	ITC Claimed payable	23,63,797
6	-	Madhepura Christian Hospital	1,08,000
7	12,578	Deepak Kamble	12,578
8	10,49,438	TDS Payable	1,36,289
9	33,35,427	GST Payable	2,28,880
10	-	NCCI, Nagpur	47,228
11	-	Super Grip Pvt.Ltd.	10,000
12	11,655	Dr. Mary Jesudason	-
13	4,78,000	Building Fund Received in Advance, MIBE	3,66,500
14	2,97,217	Current Liabilities-GSN	4,64,283
15	10,60,975	Gratuity payable to LIC	10,60,975
	193,49,380	Total (Rs)	91,96,463



[Handwritten signature]

CHRISTIAN MEDICAL ASSOCIATION OF INDIA
SCHEDULE - 'D'
Security Deposit as on 31.03.2020

SL.No.	PRE-YEAR	PARTICULARS	AMOUNT (Rs)
1	5,61,320	Indian Bank	5,61,320
2	1,00,000	John Israel	1,00,000
3	1,50,000	CACIM	1,50,000
4	60,000	Viva India	60,000
5	75,000	JRJ TCS Pvt. Ltd.	75,000
6	50,000	N.C.John	-
7	36,000	Paramjit Singh Walia	36,000
8	4,55,000	Security Deposit-NMS	-
9	-	Super Grip Pvt.Ltd.	1,00,000
	14,87,320	Total (Rs)	10,82,320



CHRISTIAN MEDICAL ASSOCIATION OF INDIA
SCHEDULE "E"

Schedule of Fixed Assets as on 31.03.2020

Particulars	Opening Balance as on 01.04.2019	Addition during the year	Sales during the year	Total as on 31.03.2020	Rate	Depreciation for the year transferred to Capital Fund
Immovable Property: (A)						
FC Delhi						
Building	141,35,296	-	-	141,35,296	2%	2,82,706
G.S. Residence	26,53,285	-	-	26,53,285	2%	53,066
LC Delhi						
Building	264,32,665	-	-	264,32,665	2%	5,28,653
Land	275,02,463	-	-	275,02,463	-	-
Security Guard Room - MIBE Nagpur Land	3,43,700	-	-	3,43,700	2%	6,874
Land at Vellore	56,11,583	-	-	56,11,583	-	-
Training Committees:						
BNESIB Bangalore						
Land	109,78,321	-	-	109,78,321	-	-
Borewell	2,58,225	-	-	2,58,225	2%	5,165
GSN Indore						
Building	15,11,366	-	-	15,11,366	2%	30,227
Well	1,38,025	-	-	1,38,025	2%	2,761
Total Immovable Property (A)	895,64,929	-	-	895,64,929		9,09,451
Movable Property: (B)						
Equipments: (B-1)						
Training Team Equipments	10,532	-	-	10,532	0%	-
Audio Visual	28,140	-	-	28,140	0%	-
Projector/ Micro Phone	80,997	-	-	80,997	10%	8,100
Computers	93,98,643	1,33,133	-	95,31,776	10%	1,38,410
Overhead Projector	52,875	-	-	52,875	10%	5,288
Library Equipments	1,01,805	-	-	1,01,805	0%	-
Training Committees						
Computers	7,33,300	-	2,000	7,31,300	10%	73,130
Fax machine	6,200	-	-	6,200	0%	-
LCD Projector	46,536	-	-	46,536	10%	4,654
Photography Machine Equipments	56,750	-	-	56,750	10%	5,675
CDC Assets	10,51,423	19,350	-	10,70,773	10%	1,06,110
Air Conditioner	4,20,811	-	-	4,20,811	10%	42,081
Office Equipment	10,00,817	-	-	10,00,817	10%	1,00,082
Computers/Laptops	13,83,790	-	-	13,83,790	10%	1,38,379
Furniture and Fixtures	12,04,876	-	-	12,04,876	5%	60,244
Mobile Devices	52,887	12,749	-	65,636	10%	6,564
Total (B-1)	156,30,382	1,65,232	2,000	157,93,614		6,88,715
Vehicles: (B-2)						
Vehicles	25,61,982	10,94,314	17,63,182	18,93,114	10%	1,76,074
Total (B-2)	25,61,982	10,94,314	17,63,182	18,93,114		1,76,074



Particulars	Opening Balance as on 01.04.2019	Addition during the year	Sales during the year	Total as on 31.03.2020	Rate	Depreciation for the year transferred to Capital Fund
Furniture, Fixture & Office Equipments:						
(B-3)						
Furniture & Fixtures	45,09,390			45,09,390	5%	2,25,470
E.P.A.B.X.	1,17,395			1,17,395	10%	11,740
Generators	3,47,231			3,47,231	0%	-
Office Equipments	43,67,020	98,694	9,900	44,55,814	10%	1,06,110
Franking Machine	71,120			71,120	0%	-
Fax	88,580			88,580	10%	8,858
Coolers/ Fans	2,17,798			2,17,798	10%	21,780
Water Coolers	38,533			38,533	10%	3,853
Air Conditioners	31,02,998			31,02,998	10%	1,59,345
Electrical Installations	1,65,113			1,65,113	10%	16,511
Intercoms	73,529			73,529	0%	-
Library	1,01,445			1,01,445	0%	-
Refrigerators	98,870			98,870	10%	9,887
Mobile Device	3,89,140			3,89,140	10%	38,914
Mid India Board of Examiner	1,72,002			1,72,002	0%	-
South India Board of Nursing Education	35,402			35,402	0%	-
Training Committees						
Furniture	3,22,270			3,22,270	5%	16,114
Air Conditioners	-	34,000		34,000	10%	3,400
GSN Indore						
Library Books	2,62,939			2,62,939	10%	26,294
BNESIB Bangalore						
Library Books	58,080	25,764		83,844	5%	4,192
Total (B-3)	145,38,855	1,58,458	9,900	146,87,413		6,52,467
Total Movable Property (B)	327,31,219	14,18,004	17,75,082	323,74,141		15,17,256
Grand Total (A+B)	1222,96,148	14,18,004	17,75,082	1219,39,070		24,26,708



CHRISTIAN MEDICAL ASSOCIATION OF INDIA**Schedule " F "****Current Assets, Loans and Advances as on 31.03.2020**

SL.No.	PRE-YEAR	PARTICULARS	Annex	AMOUNT (Rs)
1	46,68,025	Tax deducted at source 2016-2017		-
2	23,96,662	Tax deducted at source 2017-2018		23,96,662
3	49,97,822	Tax deducted at source 2018-2019		49,97,822
4	-	Tax deducted at source 2019-2020		38,35,796
5	18,000	Staff Emergency Loan		-
6	9,72,118	Security Deposits	F (I)	11,88,578
7	1,09,810	Festival Advance	F (II)	20,052
8	51,093	Staff Advance	F (III)	8,72,578
9	80,23,101	Other Advance	F (IV)	20,97,276
	212,36,631	Total (Rs)		154,08,764



CHRISTIAN MEDICAL ASSOCIATION OF INDIA

Annexure - F (I)

Security Deposits as on 31.03.2020

S.No	Prev. Year	Particulars	Amount (Rs)
1	2,54,200	Security Deposit - CARE	4,29,700
2	1,00,000	NCCI, MIBE Rent	1,00,000
3	3,000	Airtel - Int'l Roaming	3,000
4	5,500	Essar Cell Phone	-
5	1,000	Bharti Infotel Ltd.	-
6	25,800	BSNL Shillong	-
7	-	Security Deposit-BSES	47,460
8	-	Security Deposit-BSES	25,800
9	5,00,000	CNI Church Association	5,00,000
10	40,000	K.K. Prabakaran	40,000
11	42,618	Security Deposit - GSN	42,618
	9,72,118	Total (Rs)	11,88,578



[Handwritten signature]

CHRISTIAN MEDICAL ASSOCIATION OF INDIA

Annexure - F (II)

Festival Advance as on 31.03.2020

SL.No.	PRE-YEAR	PARTICULARS	AMOUNT (Rs)
1	6,650	M. Chellammal	-
2	3,675	Anita Prabha	3,805
3		M.Ranjan	3,805
4	11,375	Kanta David	-
5	12,800	Mercy Jose	-
6		Asha Lal	2,118
7	5,275	Rajesh Lal	
8	10,825	Ratna Joy	4,324
9	11,100	Rebecca Benjamin	-
10	8,775	Ivin Jhonson	-
11	8,085	Ravi Sharma	6,000
12	11,100	Ruby Joseph	-
13	11,375	Samuel V.J.	-
14	8,775	Sonia John	-
	1,09,810	Total (Rs)	20,052



[Handwritten signature]

CHRISTIAN MEDICAL ASSOCIATION OF INDIA

Annexure - F (III)

List of Staff Advances as on 31.03.2020

Sr.No	Prev. Year	Particulars	Amount (Rs)
1	1,550	Gabriel James	-
2	20,000	Bimal Charles	-
3	24,290	Lyric Abraham	-
4	-	Bishnu Thapa Exp.	79,664
5	-	Anubhav Goel	1,50,000
6	-	Blesson Samuel	1,335
7	5,253	D. Ivin Johnson	58,452
8	-	Jamlenmang Kilong	77,287
9	-	N.Gabriel James	- 3,115
10	-	Rajesh Lal	38,200
11	-	Rakesh Pradhan	2,83,353
12	-	Ravi Sharma	5,000
13	-	Rebeca Benjamin	14,895
14	-	Rohan Das	5,000
15	-	Sanjith Abraham Thomas	2,203
16	-	Santhosh Kumar P	1,326
17	-	S.K.Joshi	6,500
18	-	Stantly Thomas J	- 12,544
19	-	Sumit David	1,368
20	-	Sunita Abraham	- 7,542
21	-	Vijay Kumar	9,696
22	-	Yuhanna Pradhan	9,500
23	-	Imtimenla Aier	1,52,000
	51,093	Total (Rs)	8,72,578



CHRISTIAN MEDICAL ASSOCIATION OF INDIA**Annexure - F (IV)****Other Advances as on 31.03.2020**

SL.No.	PRE-YEAR	PARTICULARS	AMOUNT (Rs)
1	59,40,754	Care India Co.	-
2	-	Post Master, Sarojini Nagar - Bishnu Thapa	1,56,728
3	-	Mohit Ved & G.J.Karthiktyan - Deepti Singh	4,65,000
4	5,51,300	Fellowship in Palliative Medicine	4,00,000
5	4,96,763	Indian Bank	2,75,982
6	-	DTTC-GST	43,597
7	-	Scudder Memorial Hospital	4,670
8	-	Viva India Trust	2,59,600
5	3,51,116	Advance for Library Building	-
9	1,12,500	Big Data Imaging Service	-
10	-	Super Grip Friction Products	1,18,000
11	-	Duncon Hospital	1,13,680
12	2,10,000	Joel Anthony-Nagpur	2,10,000
13	55,668	Advance to Controller of Exam-MRTC	-
14	3,05,000	Advance for Expenses	50,019
	80,23,101	Total (Rs)	20,97,276



CHRISTIAN MEDICAL ASSOCIATION OF INDIA
SCHEDULE-G
Cash & Bank Balances as on 31.03.2020

SL.No.	PRE-YEAR	PARTICULARS	AMOUNT (Rs)
		A) Cash in Hand	
1	8,846	At Delhi Office	6,214
2	9,993	At Nagpur with MIBE	7,167
3	393	At Bangalore with BNESIB	440
4	6,684	At Vellore with LTC	12,964
5	6,308	At Vellore with MRTTC	10,996
6	-	At Bangalore Office	779
7	3,187	At DTTC	-
8	1,485	At Muzafarpur Office	-
8	2,837	At CATTTC	2,300
9	53,896	At Indore with MIBE - GSN	6,991
	93,629	Sub-Total (A)	47,851
		B) Bank Balances	
1	17,65,921	With Syndicate Bank, Delhi, A/c 90542010013068	18,019
2	64,04,667	With Syndicate Bank, Delhi, A/c 90542010127858	13,73,820
3	37,76,726	With State Bank of India, Delhi A/c 33462593374	15,35,921
4	59,875	With State Bank of India, Chennai A/c	-
5	3,825	With Syndicate Bank, Muzaffarpur A/c 74902200071332	9,968
6	27,690	With Axis Bank, Vellore A/c 911010032902183	-
7	9,25,904	With State Bank Of India A/c 37046081621	5,50,282
8	6,48,453	With Syndicate Bank, Bangalore, A/c 04482010099889	3,87,843
9	-	With Federal Bank, Delhi, A/c 12620100211003	2,82,351
10	64,79,634	Short term Deposit with Syndicate Bank	37,30,532
11	2,361	With Syndicate Bank, Bangalore A/c 04482010012720	2,320
13	1,13,860	With Syndicate Bank, Bangalore, A/c 04482010087583 (LC)	1,41,153
14	11,54,559	With Indian Bank, Delhi, 424514710 (LC)	42,87,189
15	34,47,076	With Indian Bank, Delhi 424514448 (LC)	18,79,156
16	66,149	With Syndicate Bank, Delhi, A/c 90542010013203 (LC)	2,203
17	5,56,875	With Syndicate Bank, Delhi, A/c 90542010017050 (Gratuity)	3,30,706
18	57,627	With Syndicate Bank, Delhi, A/c 90542010059243 (Superannuation)	59,566
19	28,316	With Syndicate Bank, Nagpur, A/c 52572016480	29,155
20	(48,76,226)	With Indian Bank, Delhi, A/c 6345123904 (CARE)	1,03,955
21	5,05,763	With State Bank of India, A/c 30168169837, Delhi	22,408
22	1,27,925	With Indian Bank, Patna -A/c 6328897039 Patna	8,596
23	63,174	With State Bank of India, Nagpur, A/c 11172272046 (MIBE)	1,33,094
24	9,71,006	With State Bank of India, Nagpur, A/c 11172272499 (MIBE)	20,67,106
25	2,92,073	With Syndicate Bank, Bangalore, A/c 04482010014444 (BNESIB)	3,08,194
26	7,53,462	With Syndicate Bank, Bangalore, A/c 04482010014091 (BNESIB)	26,93,705
27	67,895	With State Bank of India, A/c 20575 (CAMS)	67,247
28	1,72,681	With State Bank of Travancore, Vellore, A/c 57008066245 (LTC)	6,58,603
29	10,55,391	With South Indian Bank, Vellore, A/c 0131053000035102 (LTC)	9,80,830
30	2,88,190	With Central Bank of India, Vellore, A/c 1465115121 (MRTTC)	5,38,961
31	2,44,680	With Indian Overseas Bank, A/c 010301000031881 (MRTC)	1,49,696
32	1,92,901	With State Bank of India, A/c 57025103165 (ATTC)	3,16,275
33	3,13,994	With State Bank of India, A/c 10214005151 (OTTC)	5,74,092
34	44,025	With Federal Bank, A/c 13760100022213 (CATTTC)	44,599
35	1,92,120	With Canara Bank-DTC	2,07,959
36	33,916	With State Bank of India A/c no. 53014344353, Indore (MIBE-GSN)	1,75,990
37	2,007	With State Bank of India A/c no. 32312372344, Indore (MIBE-GSN)	2,007
38	34,714	With State Bank of India A/c no. 53014344386, Indore (MIBE-GSN)	45,461
39	11,62,690	Standard Chartered Bank- A/c No.53410258983	9,24,063
	271,61,899	Sub-Total (B)	246,43,023
	272,55,528	Total ((A)+(B)) (Rs.)	246,90,874



2

CHRISTIAN MEDICAL ASSOCIATION OF INDIA
SCHEDULE - H
Other Receipts during the year 2019-20

SL.No.	PRE-YEAR	PARTICULARS	AMOUNT (Rs)
1	6,950	CMJI Income	6,575
2	40,684	Advertisement	37,704
3	2,43,139	Local Assistance Income	15,356
4	4,56,162	Kerala Relief Fund Income	-
5	51,538	Miscellaneous Income	-
	7,98,473	Total (Rs.)	59,635



[Handwritten signature]

CHRISTIAN MEDICAL ASSOCIATION OF INDIA
Consolidated Financial Statements

SCHEDULE "I" : ACCOUNTING POLICIES AND NOTES FORMING PART OF THE
ACCOUNTS FY 2019-20

I. SIGNIFICANT ACCOUNTING POLICIES:

a) Fixed Assets:

Fixed Assets are stated at their original cost of acquisition including incidental expenses related to acquisition and installation.

b) Depreciation:

Depreciation on Fixed Assets is provided on Straight Line Method at the rates as decided by the Management and is transferred to Capital Fund.

c) Investments:

Investments are stated at cost and interest accrued if any.

d) Income from Investments:

Income from Investments against earmarked funds or on other fixed deposit is accounted for on accrual basis.

e) Revenue Recognition:

All foreign and other grants received during the year are credited to general grants account and income, in respect of such grants received, is recognized to the extent of expenditure during the year. All other incomes are recognized on receipt basis and expenses are recognized when paid rather than when the obligation is incurred.




f) Retirement Benefits:

- i. Encashment of leave standing to the credit of the employees are paid when the employee retires or leaves the organization.
- ii. Gratuity: The Trust has formed a separate gratuity fund by investing in a Gratuity Scheme operated by LIC of India. This Fund and Investment are adjusted annually on the basis of the yearly actuarial valuation. Gratuity payable during the year is paid through the Gratuity Scheme.
- iii. Superannuation Plan: The Trust has invested in a Superannuation scheme of the Life Insurance Corporation of India for the payment of superannuation benefits of its eligible employees as and when the liability arises.
- iv. Provident Fund: Contributions of Employees and Employer are paid to Regional Provident Fund Commissioner as per the provisions of The Employees Provident Funds & Miscellaneous Provisions Act, 1952.


II. NOTES TO ACCOUNTS:

1. Accounts of the following committee/ Project which have been audited by other Auditors have been incorporated in the financial statements.
 - a. Ophthalmic Technologists Training Committee (OTTC)
 - b. Centre for Disease Control and Prevention (CDC)
2. CDC Project utilization of Rs 5,68,28,158/- (referred to in schedule 'B') includes occupancy charges of Rs. 24,00,000/- paid to CMAI, for the use of office space at their Delhi head office.
3. Previous year figures have been regrouped / rearranged whenever necessary.

Signatories to Schedules A to H



Ashwin Mankeshwar
Partner
Membership No. 046219
For & on behalf of
K.K.Mankeshwar & Co.,
Chartered Accountants
FRN: 106009W
UDIN: 20046219AAAGM7962
Nagpur, dated the
29th August, 2020



Thampy Mathews
Treasurer



Dr. Priya Letitia John
General Secretary

FOR & ON BEHALF OF
CHRISTIAN MEDICAL ASSOCIATION OF INDIA

